

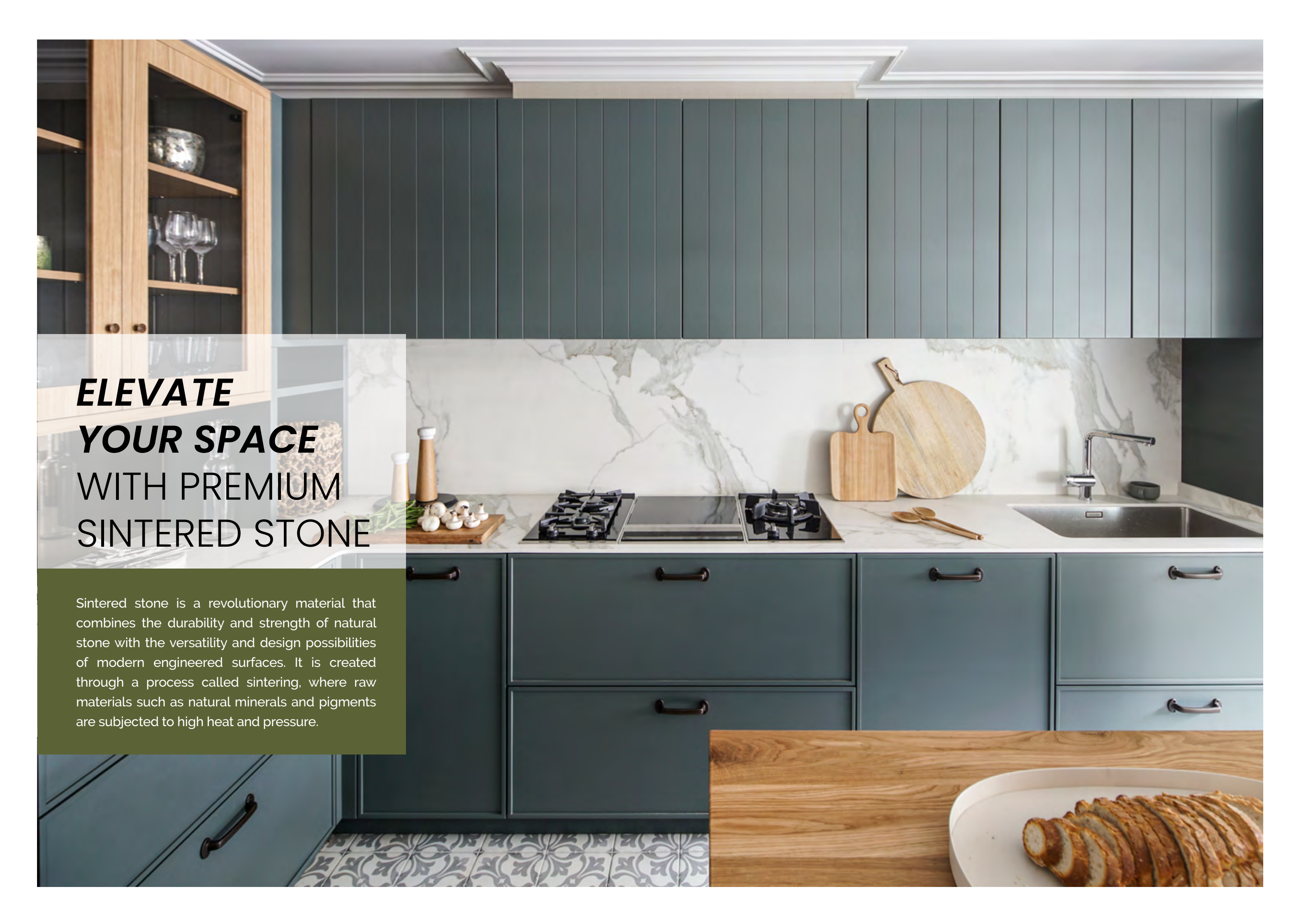


**Casa Lux** is the only company that can offer you access to luxury European countertops online, as well as a 10-year warranty. We have large and diverse options that can be fully customized for kitchens, bathrooms, and outdoor spaces. If you want to offer your clients high-quality products, together with an efficient and easy ordering process, Casa Lux is your company of choice.

[www.casaluxcorp.com](http://www.casaluxcorp.com) - (888) 863-2272

# THE ART OF SINTERED STONE

EXQUISITE SURFACES FOR LUXURY LIVING



***ELEVATE***  
***YOUR SPACE***  
WITH PREMIUM  
SINTERED STONE

Sintered stone is a revolutionary material that combines the durability and strength of natural stone with the versatility and design possibilities of modern engineered surfaces. It is created through a process called sintering, where raw materials such as natural minerals and pigments are subjected to high heat and pressure.

THE NEW  
**CLASSTONE**

*Feel the strength and light of natural stone*

*Click to view the collection*



11

**COLORFEL**

*Soothing colors that create harmony*

*Click to view the collection*



439

**FUSION**

*Industrial meets natural*

*Click to view the collection*




197

**TIMBER**

*The warmth and well-being of wood*

*Click to view the collection*



479

**IRON<sup>1</sup>**

*Metallic beauty that endures*

*Click to view the collection*




405

**STEEL**

*When steel is inspiration*

*Click to view the collection*



495



## EXPLORE A WORLD OF COLORS



562

Each color is meticulously crafted to bring out the inherent beauty of the stone, adding a touch of sophistication to your surroundings. From sleek countertops to stunning flooring options, our Sintered Stone collection offers a versatile palette to transform any space.

[Click to view the colors](#)



## VIEW ALL TECHNICAL FEATURES OF THE PRODUCTS



[Click to view the features](#)



**INDEX**  
*For cladding systems with sintered stone*

### HC/HC SLIM SYSTEM

*Chemically-fixed hidden system*

[Click to view the system](#)




515

### VM SYSTEM

*Visible mechanical fastening fixation*

[Click to view the system](#)



531

### STRONGFIX SYSTEM

*Mixed hidden longitudinal fastening system*

[Click to view the system](#)




539

### HU SYSTEM

*Hidden undercut system*

[Click to view the system](#)



547

# THE NEW CLASSTONE

BY NEOLITH®



#### NON POROUS

Waterproof and resistant to liquids, with an absorption level of almost zero



#### RESISTANT TO SCRATCHES

Its hard surface makes it resistant to scratches and abrasion



#### RESISTANT TO HIGH TEMPERATURES

It does not burn in contact with fire neither emits smoke or toxic substances



#### EASY TO CLEAN

Resistant to any kind of chemical cleaning agent such as bleach or ammonia



#### SAFE FOR CONTACT WITH FOOD

It does not release any harmful substances and is totally suitable for contact with food. NSF-Certified



#### RESISTANT TO UV RAYS

Being 100% natural, its colors do not fade away when exposed to sunlight or other extreme weather conditions



#### 100% NATURAL

It does not release any substances that are harmful to the environment



#### LIGHTWEIGHT

Lighter than many cladding or interior surfaces, Neolith can be produced in varying degrees of thickness



#### RECYCLABLE

Up to 98% of recycled material in every slab. 100% recyclable



#### RESISTANT TO BENDING

It has a high shear rate, making it resistant to heavy loads and pressure




Marbles, granites and quartz are the most exalted of all stones. Sophisticated, stylish and achingly cool, these materials are steeped in history, as essential to classical civilisation as they are to modern architecture.

Elevating and enriching any design, Neolith Classtone offers a contemporary yet faithful collection of natural stone patterns. With unrivalled attention to detail, richness in color and advanced performance characteristics, this collection has timeless appeal.

Available in both matte and polished finishes, the Neolith Classtone collection mimics the real material but delivers enhanced resistance qualities, which guarantee a greater degree of performance and longevity.



The best way to order European luxury porcelain online





# ABU DHABI WHITE

## CLASSTONE COLLECTION

The inspiration for this model comes from classic white marble; in this case, featuring golden grayish veins on an off-white background.

It's offered in Décor Polished and Silk finishes. This last finish simulates the effect of an eroded surface in line with a golden vein design for a more natural look.

AVAILABLE SIZES AND FINISHES

**ABU DHABI WHITE**

	mm	Silk	Déc.Pol.
102" x 48"	6		
142" x 48"	3		
	6		
126" x 60"	6	•	•
	12	•	•
126" x 64"	20	•	





Inspired by the Sheikh Zayed Grand Mosque in **Abu Dhabi**, this design evokes the sunny landscapes of the Persian Gulf coastline. With its soft golden veining and grey speckles, it offers an original yet understated look. As if you were looking at the shimmering subtlety of the desert.











Neolith's Classtone collection is renowned for its timeless beauty and durability, and the Abu Dhabi White is no exception. This stunning surface captures the essence of pure white marble, offering an elegant and pristine aesthetic for your interior and exterior spaces.

With Abu Dhabi White, you can enjoy the luxury of marble without the maintenance. It's not only beautiful but also highly resistant to stains, scratches, and extreme temperatures, making it a perfect choice for countertops, flooring, and wall cladding.



# ALEXANDRA

## CLASSTONE COLLECTION

Alexandra is a new take on the classic "Superwhite". This model, now in grayish tones, can be found in a Silk finish for a textured effect in line with the design for an even more realistic look. It's also offered in Décor Polished and Ultrasoft finishes.

AVAILABLE SIZES AND FINISHES

**ALEXANDRA AX01**

	mm	Silk	Déc.Pol.	U.Soft
102" x 48"	6			
142" x 48"	3			
	6			
126" x 60"	6	•	•	•
	12	•	•	•
126" x 64"	20	•	•	•


**ALEXANDRA AX01R**

	mm	Silk	Déc.Pol.	U.Soft
102" x 48"	6			
142" x 48"	3			
	6			
126" x 60"	6	•	•	•
	12	•	•	•
126" x 64"	20	•	•	•



This model is an update to the natural material referred to as "Superwhite." It updates and mutes the tones toward a more grayish shade of elegance.

This Neolith model is named in honor of one of the most historic and magnificent cities in the ancient world, Alexandria. Plush richness, royalty, and elegance are the thoughts that first come to mind when viewing this model.










---

Neolith's Classtone collection is known for its exquisite designs and exceptional durability, and Alexandra is a true masterpiece within this collection. This stunning surface replicates the timeless elegance of natural marble, offering a sophisticated and luxurious look for your interior and exterior spaces.

With Alexandra you can enjoy the beauty of marble without the upkeep. It's not only visually stunning but also highly resistant to stains, scratches, and extreme temperatures, making it a perfect choice for countertops, flooring, and wall applications.





# AMAZONICO

## CLASSTONE COLLECTION

The Amazonico model simulates exotic colorful marble. It's known for the greenish tone, in accordance with the trend towards this color. It can be found in a Décor Polished finish for a real appreciation of the color range and detailing. And also in a Slate finish, which makes the characteristics stand out with a bit of a shiny tone to coincide with the design.

AVAILABLE SIZES AND FINISHES

**AMAZONICO**

	mm	Déc.Pol.	Slate
102" x 48"	6		
142" x 48"	3		
	6		
126" x 60"	6	•	•
	12		•
126" x 64"	20		






Amazónico sets trends with its design that transports you to the exuberance and exoticism of the jungle. Its dark, mysterious tones gradually give way to lighter ones in a reference to the light that rises from the treetops.









---

Neolith's Classtone collection brings you the extraordinary beauty of Amazonico, a surface that transports you to the heart of the Amazon rainforest. This captivating design reflects the richness and diversity of the jungle with its unique veining and tones.

Amazonico combines the allure of natural stone with the advantages of Neolith's durability. It's not only a stunning addition to your interior and exterior spaces, but it's also highly resistant to stains, scratches, and extreme temperatures, making it perfect for a wide range of applications.



# ARABESQUE

## CLASSTONE COLLECTION

The inspiration for Arabesque comes from classic marble yet with the advantages of sintered stone.

This gray-veined model on a white background is available in Décor Polished, Ultrasoft and Silk finishes. The latter has a matte texture effect to coincide with the design.

AVAILABLE SIZES AND FINISHES

### ARABESQUE AR01

	mm	Silk	Déc.Pol.	U.Soft
102" x 48"	6			
142" x 48"	3			
	6			
126" x 60"	6	•	•	•
	12	•	•	•
126" x 64"	20	•	•	•

### ARABESQUE AR01R

	mm	Silk	Déc.Pol.	U.Soft
102" x 48"	6			
142" x 48"	3			
	6			
126" x 60"	6	•	•	•
	12	•	•	•
126" x 64"	20	•	•	•





Inspired by the rhythmic and geometric, repeating patterns of Arabesque art, the bold and striking colors of this model are a beautiful accent to any space. The dark, rhythmic veins contrast with a light background to make Arabesque one of the most striking of all the Neolith classtone models. Simply put, it is beautiful.


The repeating patterns of the veins evoke the very essence of arabesque art – and result in an eye-catching and captivating surface. It is exotic, luxurious and stunning in its look and feel.











Bookmatch

---

Arabesque, a surface that encapsulates the rich heritage of intricate Arabic art and design. This stunning surface features an elegant pattern that mirrors the mesmerizing motifs found in traditional Arabic architecture.

Arabesque marries the grace of classic design with Neolith's exceptional durability. It not only adds a touch of sophistication to your interior and exterior spaces but also boasts resistance to stains, scratches, and extreme temperatures, making it ideal for a variety of applications.



# CALACATTA

## CLASSTONE COLLECTION

The Calacatta model has received major design and innovation awards. It's a well-compensated slab as far as the design since the gray veins are balanced out with the white background. It can be found in Ultrasoft, Décor Polished and Silk finishes.



AVAILABLE SIZES AND FINISHES

**CALACATTA C01**

	mm	Silk	Déc.Pol.	U.Soft
102" x 48"	6	•	•	•
142" x 48"	3	•		
	6			
126" x 60"	6	•	•	•
	12	•	•	•
126" x 64"	20	•	•	•

**CALACATTA C02**

	mm	Silk	Déc.Pol.	U.Soft
102" x 48"	6	•	•	•
142" x 48"	3	•		
	6			
126" x 60"	6	•	•	•
	12	•	•	•
126" x 64"	20	•	•	•



This model has won major international awards for its design quality and originality. Inspired by the finest slabs of Carrara Calacatta, its balanced and uniform grey veins on a background of intense white add brightness and radiance to any space.









---

Neolith's Classtone collection introduces Calacatta, a surface that exudes the luxury and opulence of Calacatta marble. This striking surface showcases the timeless allure of white marble with its intricate veining and refined aesthetics.

Calacatta seamlessly combines the charm of marble with Neolith's remarkable durability. It not only enhances the sophistication of your interior and exterior spaces but also offers resistance to stains, scratches, and extreme temperatures, making it a perfect choice for various applications.



# CALACATTA GOLD

## CLASSTONE COLLECTION

This model is known for the gray veins combined with fine, glowing golden veins. A classic with touches of glamour available in Ultrasoft, Décor Polished and Silk finishes.



AVAILABLE SIZES AND FINISHES

**CALACATTA GOLD CG01**

	mm	Silk	Déc.Pol.	U.Soft
102" x 48"	6			
142" x 48"	3	•		
	6			
126" x 60"	6	•	•	•
	12	•	•	•
126" x 64"	20			

**CALACATTA GOLD CG01R**

	mm	Silk	Déc.Pol.	U.Soft
102" x 48"	6			
142" x 48"	3	•		
	6			
126" x 60"	6	•	•	•
	12	•	•	•
126" x 64"	20			





Characterized by its greyish pattern with bright golden veins, Calacatta Gold creates a sense of glamour and distinction that makes it the perfect choice for the most sophisticated and exclusive spaces.









---

Neolith's Classtone collection presents Calacatta Gold, a surface that embodies the timeless opulence of Calacatta marble. This exquisite surface showcases the classic beauty of white marble with intricate gold veining, adding a touch of luxury to any space.

Calacatta Gold effortlessly combines the allure of marble with Neolith's exceptional durability. It not only elevates the sophistication of your interior and exterior spaces but also boasts resistance to stains, scratches, and extreme temperatures, making it ideal for a wide range of applications.



# CALACATTA LUXE

## CLASSTONE COLLECTION

With inspiration from Carrara marble, Calacatta Luxe intensifies its colors to offer golden, ochre and gray tones on a white background.

This model is known for the chromatic explosion and definition. Available in Ultrasoft and Décor Polished finishes.

AVAILABLE SIZES AND FINISHES

**CALACATTA LUXE CL01**

	mm	Déc.Pol.	U.Soft
102" x 48"	6		
142" x 48"	3		
	6		
126" x 60"	6	•	•
	12	•	•
126" x 64"	20		

**CALACATTA LUXE CL01R**

	mm	Déc.Pol.	U.Soft
102" x 48"	6		
142" x 48"	3		
	6		
126" x 60"	6	•	•
	12	•	•
126" x 64"	20		





Out of all the surfaces inspired by Italian Carrara marble, Calacatta takes it a step further. It enhances contrasts and tones to create a more striking and eye-catching effect. Its exclusive and powerful proposal is sure to captivate and impress.












---

Neolith's Classtone collection introduces Calacatta Luxe, a surface that radiates the utmost luxury and sophistication. This exquisite surface captures the classic beauty of white marble with striking grey veining, elevating the aesthetics of any space.

Calacatta Luxe effortlessly combines the allure of marble with Neolith's exceptional durability. It not only enhances the sophistication of your interior and exterior spaces but also offers resistance to stains, scratches, and extreme temperatures, making it the perfect choice for a wide range of applications.





# CALACATTA ROYALE

## CLASSTONE COLLECTION

Inspired by Classic Italian marble, this new model retains all the benefits and beauty of its predecessor and at the same time exudes class and beauty. Its gray veining on a light background adds light and luxury to any space where it is installed. This model is regal and exotic. It conveys adventure and elegance and is as beautiful to gaze upon as it is for practicality in your unique living space.

AVAILABLE SIZES AND FINISHES

**CALACATTA ROYALE CR01**

	mm	Silk	Déc.Pol.	U.Soft
102" x 48"	6			
142" x 48"	3			
	6			
126" x 60"	6	•	•	•
	12	•	•	•
126" x 64"	20	•	•	•

**CALACATTA ROYALE CR01R**

	mm	Silk	Déc.Pol.	U.Soft
102" x 48"	6			
142" x 48"	3			
	6			
126" x 60"	6	•	•	•
	12	•	•	•
126" x 64"	20	•	•	•





Inspired by Classic Italian marble, this new model retains all the benefits and beauty of its predecessor and at the same time exudes class and beauty. Its gray veining on a light background adds light and luxury to any space where it is installed. This model is regal and exotic. It conveys adventure and elegance and is as beautiful to gaze upon as it is for practicality in your unique living space.









---

Neolith's Classtone collection presents Calacatta Royale, a surface that exudes a royal and timeless elegance. This stunning surface captures the classic beauty of white marble with its bold grey veining, adding a touch of opulence to any space.

Calacatta Royale effortlessly combines the charm of marble with Neolith's exceptional durability. It not only enhances the sophistication of your interior and exterior spaces but also offers resistance to stains, scratches, and extreme temperatures, making it ideal for a wide range of applications.



# CALATORAO

## CLASSTONE COLLECTION

The grey limestone extracted from the quarries of Calatorao for more than two thousand years is the main feature of this surface. Neolith captures its bright golden veins and intense grey color to enhance any space.

AVAILABLE SIZES AND FINISHES

**CALATORAO**

	mm	Silk
102" x 48"	6	
142" x 48"	3	•
	6	
126" x 60"	6	•
	12	•
126" x 64"	20	•



The grey limestone extracted from the quarries of Calatorao for more than two thousand years is the main feature of this surface. Neolith captures its bright golden veins and intense grey color to enhance any space.











Neolith's Classtone collection introduces Calatorao, a surface that captures the essence of timeless beauty. This remarkable surface echoes the classic appeal of deep black marble with distinctive veining, adding an elegant touch to any space.

Calatorao seamlessly combines the allure of marble with Neolith's exceptional durability. It not only elevates the sophistication of your interior and exterior spaces but also offers resistance to stains, scratches, and extreme temperatures, making it perfect for various applications.



# CALISTA

## CLASSTONE COLLECTION

Calista is our interpretation of the Classic Italian Serpeggiante marble originally found in cream tones and pink veins at quarries near the seaport of Trani, in southern Italy. Signifying "most beautiful" in Greek, Neolith Calista features gently flowing veins on a soft background that give this model the feel of beauty and tranquility. It is elegant, calming, and gentle in appearance.

AVAILABLE SIZES AND FINISHES

CALISTA			
	mm	Déc.Pol.	U.Soft
102" x 48"	6		
142" x 48"	3		
	6		
126" x 60"	6	•	•
	12	•	•
126" x 64"	20	•	•



Calista's simple beauty does not demand attention – it gets it simply and naturally. The elegant surface fills any space it is used with a gentle, understated calm.







Neolith's Classtone collection presents Calista, a surface that showcases unparalleled beauty and sophistication. This exquisite design captures the essence of classic white marble with subtle veining, adding a touch of elegance to any space.

Calista seamlessly combines the allure of marble with Neolith's exceptional durability. It not only enhances the sophistication of your interior and exterior spaces but also offers resistance to stains, scratches, and extreme temperatures, making it ideal for a wide range of applications.



**COLORADO DUNES CD01-CD01R**

# COLORADO DUNES

## CLASSTONE COLLECTION

This model is inspired by the trend toward beige and earthy tones in both homes and fashion and is named for the greatest sand dunes in North America, the famous sand dunes of Colorado.

Colorado Dunes is a blend of the eternal durability of the Rocky Mountains and the soft, inviting appeal of the state's great sand dunes.

AVAILABLE SIZES AND FINISHES

**COLORADO DUNES CD01**

	mm	Silk	Déc.Pol.	U.Soft
102" x 48"	6			
142" x 48"	3			
	6			
126" x 60"	6	•	•	•
	12	•	•	•
126" x 64"	20	•	•	•

**COLORADO DUNES CD01R**

	mm	Silk	Déc.Pol.	U.Soft
102" x 48"	6			
142" x 48"	3			
	6			
126" x 60"	6	•	•	•
	12	•	•	•
126" x 64"	20	•	•	•







This Neolith option evokes strength and comfort. Strength that will endure the test of time along with a soft eye appeal that inspire thoughts of warmth and comfort.







---

Neolith's Classtone collection invites you to reconnect with the timeless beauty of the outdoors through Colorado Dunes. This captivating surface mirrors the rugged textures and earthy tones of the Colorado desert, adding a touch of rustic elegance to your interior and exterior spaces.

Colorado Dunes seamlessly combines the charm of nature with Neolith's exceptional durability. It not only enhances the authenticity of your spaces but also offers resistance to stains, scratches, and extreme temperatures, making it the perfect choice for various applications.



# ESTATUARIO

## CLASSTONE COLLECTION

Estatuario is another classic from our collection. It is inspired by one of the most classic and highly regarded natural stones.

Characterized by its grayish veining on a white background, it can be found in Ultrasoft, Décor Polished, and Silk finishes.

AVAILABLE SIZES AND FINISHES

**ESTATUARIO E01**

	mm	Silk	Pol.	U.Soft
102" x 48"	6	•	•	
142" x 48"	3	•		
	6			
126" x 60"	6	•	•	•
	12	•	•	•
126" x 64"	20	•	•	•

**ESTATUARIO E01R**

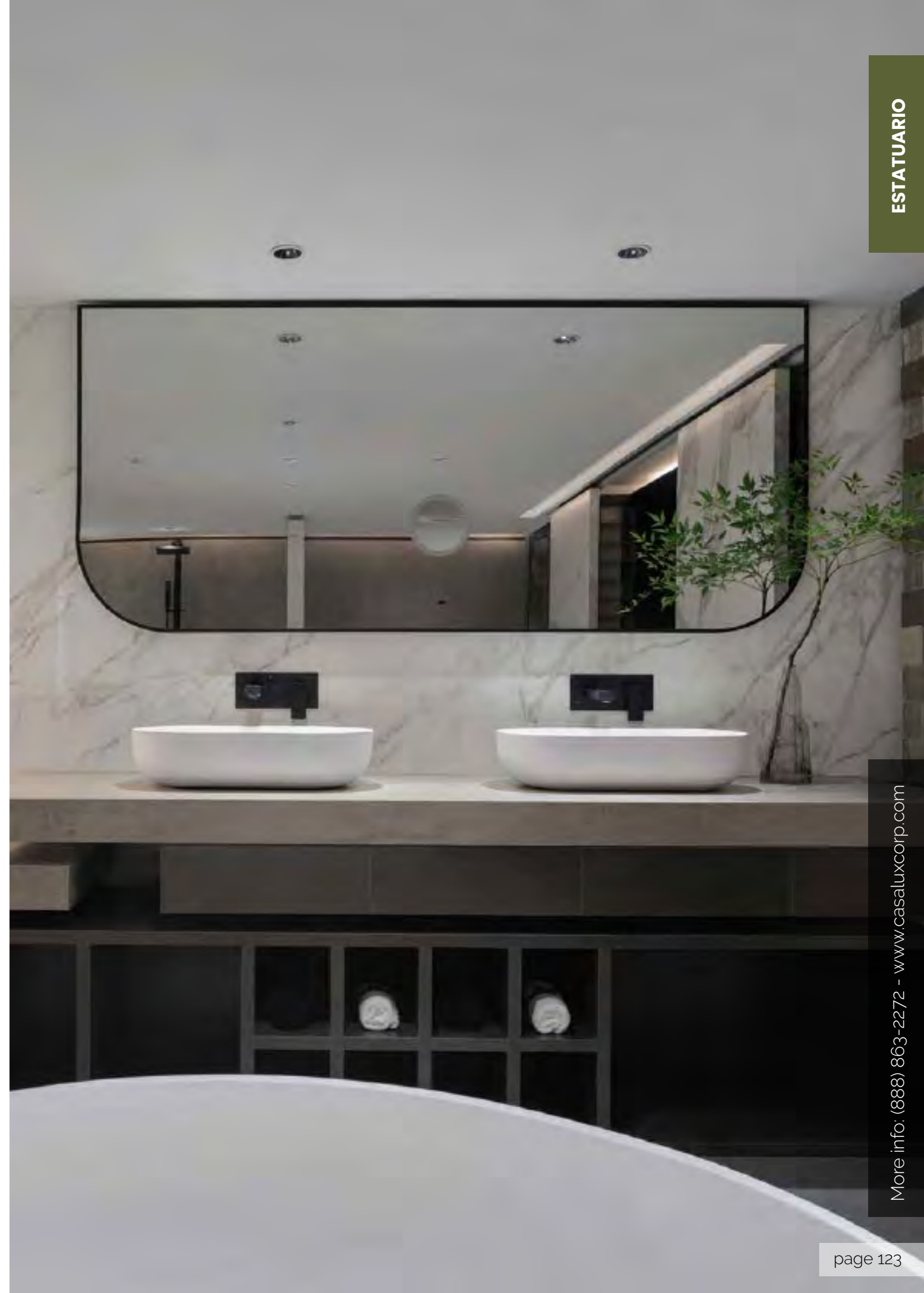
	mm	Silk	Pol.	U.Soft
102" x 48"	6	•	•	
142" x 48"	3	•		
	6			
126" x 60"	6	•	•	•
	12	•	•	•
126" x 64"	20	•	•	•





Neolith Estuario is a masterpiece of porcelain surfacing, meticulously crafted to capture the timeless beauty and elegance of statuario marble. This versatile and innovative material combines the allure of natural marble with the durability and performance of porcelain.

Estuario boasts a striking white base with graceful, grey veining that dances across its surface, creating a captivating visual effect. Whether used as kitchen countertops, flooring, or wall cladding, Neolith Estuario brings a touch of classic sophistication to any space.









---

Not only is Estatuario stunning in appearance, but it's also incredibly practical. This material is resistant to stains, scratches, and extreme temperatures, making it ideal for high-traffic areas. With Neolith Estatuario, you can enjoy the look of timeless elegance without the maintenance and fragility of natural stone.

Elevate your design with Neolith Estatuario and experience the perfect blend of aesthetics and performance. Discover a world of possibilities with this remarkable porcelain surfacing solution.





# EVEREST SUNRISE

## CLASSTONE COLLECTION

Inspired by the majesty of the highest mountain in the world, Mount Everest will conquer every corner of your home. Everest Sunrise is a flawless and perfectly balanced quartzite that combines the delicate and peaceful color evoked by the Himalayan mountains and a subtle sparkle and shine of gold that transports us to sunrises from its summit. It transmits adventure, elegance, exclusivity and purity, and is ready to illuminate all the spaces in your home and take them to the top.

AVAILABLE SIZES AND FINISHES

**EVEREST SUNRISE**

	mm	Silk	Déc.Pol.	U.Soft
102" x 48"	6			
142" x 48"	3			
	6			
126" x 60"	6	•	•	•
	12	•	•	•
126" x 64"	20	•	•	•



---

Neolith's Classtone collection introduces Everest Sunrise, a surface that captures the breathtaking allure of the world's tallest peak at dawn. This stunning design mirrors the elegance of snowy mountain slopes and the warmth of a sunrise, bringing a touch of grandeur to your interior and exterior spaces.

Everest Sunrise effortlessly combines the majesty of nature with Neolith's unparalleled durability. It not only enhances the sophistication of your spaces but also offers resistance to stains, scratches, and extreme temperatures, making it an ideal choice for a wide range of applications.



**HIMALAYA CRYSTAL**

# HIMALAYA CRYSTAL

## CLASSTONE COLLECTION

The majestic and serene peaks of the Himalayas are the inspiration for this quartzite. The visible veins create a sublime contrast of shapes that is both authentic and elegant, just like the crystals at the top of the summit.

AVAILABLE SIZES AND FINISHES

**HIMALAYA CRYSTAL**

	mm	Déc.Pol.	U.Soft
102" x 48"	6		
142" x 48"	3		
	6		
126" x 60"	6	•	•
	12	•	•
126" x 64"	20	•	•






Drawing inspiration from the magnificent and tranquil Himalayan peaks, this quartzite embodies their grandeur. Its visible veins craft a captivating symphony of patterns, offering an authentic and elegant presence, much like the sparkling crystals adorning the summit.









---

Neolith's Classtone collection introduces Himalaya Crystal, a surface that captures the serene beauty of the Himalayan mountains. This stunning design mirrors the majesty of snow-capped peaks and the glistening crystals found at the summit, bringing a touch of tranquility to your interior and exterior spaces.

Himalaya Crystal effortlessly combines the grandeur of nature with Neolith's exceptional durability. It not only enhances the sophistication of your spaces but also offers resistance to stains, scratches, and extreme temperatures, making it an ideal choice for a wide range of applications.



# LAYLA

## CLASSTONE COLLECTION

Layla evokes magic. The magic of stories set in caves filled with gold that tell tales of love. Its combination of dark and light greys creates a boldness and appeal that, like The Thousand and One Nights, is thoroughly seductive.

AVAILABLE SIZES AND FINISHES

LAYLA

	mm	Déc.	Pol.	Slate
102" x 48"	6			
142" x 48"	3			
	6			
126" x 60"	6	•	•	
	12	•	•	
126" x 64"	20	•	•	





Layla evokes a sense of enchantment, much like tales set in treasure-filled caves that recount stories of love. Its harmonious combination of dark and light greys casts a spell of boldness and allure, akin to the captivating narratives of The Thousand and One Nights.









---

Neolith's Classtone collection presents Layla, a surface that evokes a sense of enchantment and magic. This captivating design mirrors the allure of tales set in treasure-filled caves, each narrating stories of love and adventure. Layla's harmonious blend of dark and light greys casts a spell of boldness and allure

Layla effortlessly combines the magic of storytelling with Neolith's exceptional durability. It not only enhances the sophistication of your spaces but also offers resistance to stains, scratches, and extreme temperatures, making it an ideal choice for a wide range of applications.



# NIAGARA

## CLASSTONE COLLECTION

Inspired by the dominant trend of marble use in the luxury sector, this model is the very essence of elegance and fluid motion. Like the mighty Niagara River and Falls that separate Canada and the United States, Niagara is dark, powerful, and romantic. Featuring a jet-black base, shimmering, fluidic veins of white course through the surface evoking images of powerful moving water.

AVAILABLE SIZES AND FINISHES

**NIAGARA N01**

	mm	Silk	Déc.Pol.
102" x 48"	6		
142" x 48"	3		
	6		
126" x 60"	6	•	•
	12	•	•
126" x 64"	20	•	•

**NIAGARA N01R**

	mm	Silk	Déc.Pol.
102" x 48"	6		
142" x 48"	3		
	6		
126" x 60"	6	•	•
	12	•	•
126" x 64"	20	•	•




Inspired by the prevailing marble trend in the world of luxury, this model embodies pure elegance and graceful fluidity. Much like the majestic Niagara River and Falls that delineate the border between Canada and the United States, Niagara is a representation of darkness, strength, and romance. With its jet-black foundation, the shimmering, meandering veins of white traverse the surface, conjuring imagery of the mighty flow of water in motion.











---

Neolith's Classtone collection introduces Niagara, a surface inspired by the dominant trend of marble use in the luxury sector. It embodies the very essence of elegance and fluid motion. Much like the formidable Niagara River and Falls that separate Canada and the United States, Niagara is dark, powerful, and romantic. With its jet-black base, the surface features shimmering, fluidic veins of white that evoke images of powerful moving water.

Niagara seamlessly combines the luxury of marble with Neolith's exceptional durability. It not only enhances the sophistication of your spaces but also offers resistance to stains, scratches, and extreme temperatures, making it an ideal choice for a wide range of applications.



# PULPIS

## CLASSTONE COLLECTION

Inspired by the local material of the province of Castellón, Pulpis has a tobacco brown tone with subtle white and golden veins.

This surface applied in any space conveys strength and restraint, creating an interplay between shadows and volumes.

AVAILABLE SIZES AND FINISHES

### PULPIS

	mm	Silk
102" x 48"	6	•
142" x 48"	3	•
	6	
126" x 60"	6	•
126" x 64"	12	•
	20	



Taking inspiration from the indigenous material of Castellón province, Pulpis boasts a rich tobacco brown hue with delicate white and golden veins. When incorporated into any space, this surface exudes both power and subtlety, forging an intriguing dance between shadows and dimensions.







---

Neolith's Classtone collection introduces Pulpis, a surface inspired by the indigenous material of Castellón province. It captures the essence of this local treasure, featuring a rich tobacco brown tone adorned with subtle white and golden veins. Pulpis, when applied in any space, conveys both strength and restraint, creating a captivating interplay between shadows and volumes.

Pulpis seamlessly combines the authenticity of Castellón with Neolith's exceptional durability. It not only enhances the character of your spaces but also offers resistance to stains, scratches, and extreme temperatures, making it an ideal choice for a wide range of applications.



# SAN SIMONE

## CLASSTONE COLLECTION

This Neolith model is inspired by the world-famous San Simone marble quarried in Brazil. Neolith's San Simone features warm classic tones with deep and varying veins to add texture, color and a uniqueness available only through Neolith.

AVAILABLE SIZES AND FINISHES

**SAN SIMONE SM01**

	mm	Silk	Déc.Pol.	U.Soft
102" x 48"	6			
142" x 48"	3			
	6			
126" x 60"	6	•	•	•
	12	•	•	•
126" x 64"	20	•	•	•

**SAN SIMONE SM01R**

	mm	Silk	Déc.Pol.	U.Soft
102" x 48"	6			
142" x 48"	3			
	6			
126" x 60"	6	•	•	•
	12	•	•	•
126" x 64"	20	•	•	•



This elegant model recognizes the ongoing trend of using marble in the luxury sector and brings a touch of class like no other surface on the market.









---

Neolith's Classtone collection proudly presents San Simone, a surface that encapsulates timeless beauty and natural allure. This design, inspired by the delicate patterns found in natural stone, brings elegance and refinement to your spaces.

San Simone effortlessly combines the sophistication of natural stone with Neolith's exceptional durability. It not only enhances the character of your spaces but also offers resistance to stains, scratches, and extreme temperatures, making it an ideal choice for a wide range of applications.



# STRATA ARGENTUM

## CLASSTONE COLLECTION

This neutral-colored model, with fine horizontal veining in light grey tones, reproduces the different layers of Italian Silver Travertine.

The end design is an ultra-realistic texture that captures the elegance of the material in its purest state.

AVAILABLE SIZES AND FINISHES

**STRATA ARGENTUM**

	mm	Riverw.
102" x 48"	6	
142" x 48"	3	•
	6	
126" x 60"	6	•
	12	•
126" x 64"	20	



This exquisite model, adorned with delicate horizontal veining in soft grey hues, faithfully replicates the distinct strata of Italian Silver Travertine. The result is an ultra-realistic texture that effortlessly captures the timeless elegance of this pristine material.









Neolith's Classtone collection proudly presents Strata Argentum, a surface that embodies timeless elegance and natural beauty. This design, inspired by the delicate layers of Italian Silver Travertine, showcases fine horizontal veining in light grey tones, faithfully reproducing the material's distinct strata. The end result is an ultra-realistic texture that effortlessly captures the pure and timeless elegance of this natural masterpiece.

Strata Argentum seamlessly combines the sophistication of Italian Silver Travertine with Neolith's exceptional durability. It not only enhances the character of your spaces but also offers resistance to stains, scratches, and extreme temperatures, making it an ideal choice for a wide range of applications.



# WHITEHAVEN

## CLASSTONE COLLECTION

Neolith Whitehaven is exotic. It appears to swirl and move unexpectedly, and has the look, feel and excitement of life in motion. Its veining is wild and unpredictable, and it is a marvel to gaze upon. Wherever it is installed, Whitehaven lights up the space and conveys a sense of exuberance and vitality. It is classy, exotic, and full of joy.

AVAILABLE SIZES AND FINISHES

**WHITEHAVEN WH01**

	mm	Silk	Déc.Pol.
102" x 48"	6		
142" x 48"	3		
	6		
126" x 60"	6	•	•
	12	•	•
126" x 64"	20	•	•

**WHITEHAVEN WH01R**

	mm	Silk	Déc.Pol.
102" x 48"	6		
142" x 48"	3		
	6		
126" x 60"	6	•	•
	12	•	•
126" x 64"	20	•	•





This exquisite model, adorned with delicate horizontal veining in soft grey hues, faithfully replicates the distinct strata of Italian Silver Travertine. The result is an ultra-realistic texture that effortlessly captures the timeless elegance of this pristine material.







---

Neolith's Classtone collection introduces Whitehaven, a surface that exudes the serene beauty of the coast. Inspired by the pristine beaches and azure waters, Whitehaven is a celebration of coastal elegance. With its pure white canvas and subtle grey veining, it captures the essence of sandy shores and seafoam, bringing the tranquility of the beach to your spaces.

Whitehaven seamlessly combines the allure of coastal landscapes with Neolith's exceptional durability. It not only enhances the character of your spaces but also offers resistance to stains, scratches, and extreme temperatures, making it an ideal choice for a wide range of applications.

# FUSION

NEOLITH



## NON POROUS

Waterproof and resistant to liquids, with an absorption level of almost zero



## RESISTANT TO SCRATCHES

Its hard surface makes it resistant to scratches and abrasion



## RESISTANT TO HIGH TEMPERATURES

It does not burn in contact with fire neither emits smoke or toxic substances



## EASY TO CLEAN

Resistant to any kind of chemical cleaning agent such as bleach or ammonia



## SAFE FOR CONTACT WITH FOOD

It does not release any harmful substances and is totally suitable for contact with food. NSF-Certified



## RESISTANT TO UV RAYS

Being 100% natural, its colors do not fade away when exposed to sunlight or other extreme weather conditions



## 100% NATURAL

It does not release any substances that are harmful to the environment



## LIGHTWEIGHT

Lighter than many cladding or interior surfaces, Neolith can be produced in varying degrees of thickness



## RECYCLABLE

Up to 98% of recycled material in every slab. 100% recyclable



## RESISTANT TO BENDING

It has a high shear rate, making it resistant to heavy loads and pressure


The Fusion collection is the result of our designers' quest to blend traditional and contemporary. Neolith is looking to combine both classic style and emergent trends, creating a collection which showcases our conceptual creativity.

These unique patterns playfully reference materials found in the natural world, with a modern twist.

Incorporating the industrial, the organic and the futuristic, the Fusion collection offers an interpretation of Neolith which will inspire, excite and entice.



The best way to order European luxury porcelain online




ARENA

201



ASPEN GREY

211



BARRO

219




BASALT BLACK

227



BASALT GREY

235



BETON

241



BLACK OBSESSION

251



CAPPADOCIA SUNSET

259



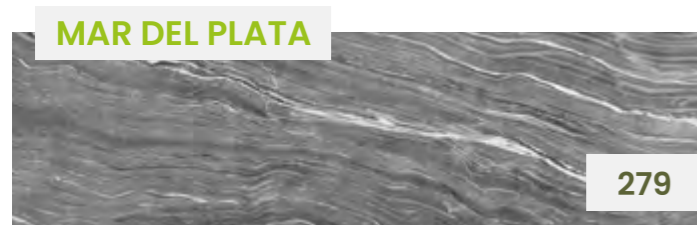
CEMENT

265



KRATER

271



MAR DEL PLATA

279



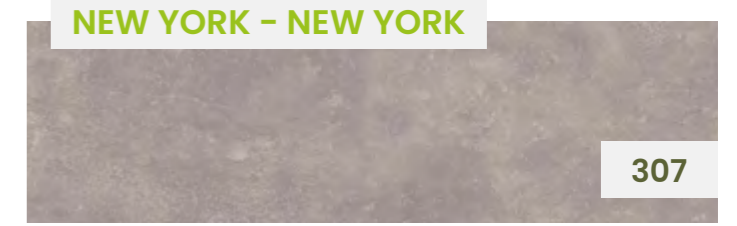
MIRAGE

289



NERO ZIMBABWE

299



NEW YORK - NEW YORK

307



PHEDRA

315



PIERRE BLEUE

325



PIETRA GREY

331




PIETRA DI LUNA

341



PIETRA DI OSSO

349




PIETRA DI PIOMBO

357



RETROSTONE

363




SHILIN

373




TERRAZO CEPPO

381



WULONG

387



ZAHA STONE

395



# ARENA

## *FUSION COLLECTION*

Inspired by the ripples of the desert dunes, the Arena model features a soft design full of nuances. Earth tones create warm, luminous and elegant effects, lending a sense of wellbeing and calm to any space.

AVAILABLE SIZES AND FINISHES

**ARENA**

	mm	Satin
102" x 48"	6	•
142" x 48"	3	•
	6	
126" x 60"	6	•
126" x 64"	12	•
	20	




Drawing inspiration from the undulating patterns of desert dunes, the Arena model boasts a gentle design characterized by intricate details. Earthy tones come together to produce a cozy, radiant, and sophisticated ambiance, evoking feelings of comfort and serenity in any setting.









Introducing Arena by Neolith, a surface that marries the timeless beauty of nature with the innovation of modern design. Inspired by the graceful ripples of desert dunes, Arena brings the warm, luminous, and elegant effects of earthy tones into your living spaces.

This surface not only adds a touch of wellbeing and calm to your surroundings but also offers the durability and versatility that Neolith is renowned for. Transform your space with the serene elegance of Arena.





# ASPEN GREY

## FUSION COLLECTION

Our most advanced technology and inspiration drawn from Aspen natural stone have led to this extraordinary interpretation. Matte grey in color, the model features a myriad of elements randomly scattered throughout the piece to add visual appeal, depth and character.

AVAILABLE SIZES AND FINISHES

### ASPEN GREY

	mm	Silk
102" x 48"	6	
142" x 48"	3	•
	6	
126" x 60"	6	•
126" x 64"	12	•
	20	•



Our cutting-edge technology, coupled with the beauty of natural Aspen stone, has given birth to an extraordinary masterpiece. With a sophisticated matte grey hue, this model showcases an array of elements artfully scattered throughout the surface, creating a captivating interplay of depth and character.



ASPEN GREY

More info: (888) 863-2272 - [www.casaluxcorp.com](http://www.casaluxcorp.com)





ASPEN GREY



---

Aspen Grey by Neolith is a celebration of the serene beauty of nature and the sophistication of modern design. This exquisite surface boasts a refined matte grey finish, embellished with an artistic arrangement of elements scattered across its canvas.

The result is a visual masterpiece that adds depth, character, and a touch of elegance to any space. With Neolith's renowned durability and versatility, Aspen Grey is the perfect choice for bringing the tranquility of nature into your design.



# BARRO

## FUSION COLLECTION

Inspired by different natural landscapes, the soft brown tones of this model add a major dose of warmth to any space. A must-have classic to create a balanced and comfortable space.

AVAILABLE SIZES AND FINISHES

### BARRO

	mm	Satin
102" x 48"	6	•
142" x 48"	3	•
	6	
126" x 60"	6	•
126" x 64"	12	•
	20	•



Taking cues from a variety of natural settings, this model's soft brown tones introduce a generous helping of warmth to your surroundings. A timeless classic that forms the foundation for creating harmonious and inviting spaces.







---

Introducing Barro by Neolith, a surface that captures the essence of natural earth tones and combines them with the innovation of modern design. This remarkable surface features soft brown tones that infuse warmth and comfort into your living spaces.

Barro is a versatile and timeless choice that adds a touch of elegance to any design. Whether you're creating a cozy home interior or a sophisticated commercial space, this surface combines the best of both worlds. Explore the beauty of Barro by Neolith.





# BASALT BLACK

## *FUSION COLLECTION*

Another one of our models inspired by basaltic stone, Basalt Black's main characteristic is its dark hue. Rich in details, this model can be used for both flooring and exterior and interior cladding to make a powerful statement.

AVAILABLE SIZES AND FINISHES

### BASALT BLACK

	mm	Satin
102" x 48"	6	•
142" x 48"	3	•
	6	•
126" x 60"	6	•
126" x 64"	12	•
	20	•




Drawing inspiration from the captivating beauty of basaltic stone, Basalt Black is a testament to the allure of darkness. This model, rich in intricate details, finds its place in both flooring and as a striking choice for exterior and interior cladding, making a bold and powerful statement.



BASALT BLACK

More info: (888) 863-2272 - [www.casaluxcorp.com](http://www.casaluxcorp.com)





Discover Basalt Black by Neolith, a surface that encapsulates the magnetic allure of basaltic stone in a rich and dark form. This model is characterized by its intricate details and is equally suited for both flooring and striking exterior and interior cladding applications.

Basalt Black exudes an aura of power and sophistication, making it a compelling choice for those who appreciate the beauty of darkness. Explore the versatility and elegance of Basalt Black by Neolith.



# BASALT GREY

## *FUSION COLLECTION*

Basalt Grey, one of the Neolith models inspired by basaltic stone, features a deep grey hue with feathery brushstrokes of light grey. This design, which can be used on any surface, matches flawlessly with any style and lends a sophisticated balance to a space.

AVAILABLE SIZES AND FINISHES

### BASALT GREY

	mm	Satin
102" x 48"	6	•
142" x 48"	3	•
	6	•
126" x 60"	6	•
126" x 64"	12	•
	20	•



Meet Basalt Grey by Neolith, an exquisite surface inspired by the captivating beauty of basaltic stone. This model boasts a rich, deep grey hue complemented by delicate brushstrokes of light grey. Its versatile design allows it to grace any surface with timeless elegance.

Basalt Grey seamlessly complements a wide range of styles, adding a touch of sophistication and equilibrium to any space. Discover the harmonious beauty of Basalt Grey by Neolith.





Introducing Basalt Grey by Neolith, a surface that captures the timeless charm of basaltic stone in a palette of deep and rich grays, adorned with delicate hints of light gray. This versatile design is suitable for a wide range of applications, seamlessly blending with various styles.

Basalt Grey brings an air of sophistication and balance to any space, making it a harmonious choice for those who appreciate the beauty of gray. Explore the exquisite allure of Basalt Grey by Neolith.



# BETON

## FUSION COLLECTION

Inspired by the architectural value of concrete, Beton adds a subtle industrial style to any room. Available in all finishes and thicknesses, there are countless possibilities to choose from.

AVAILABLE SIZES AND FINISHES

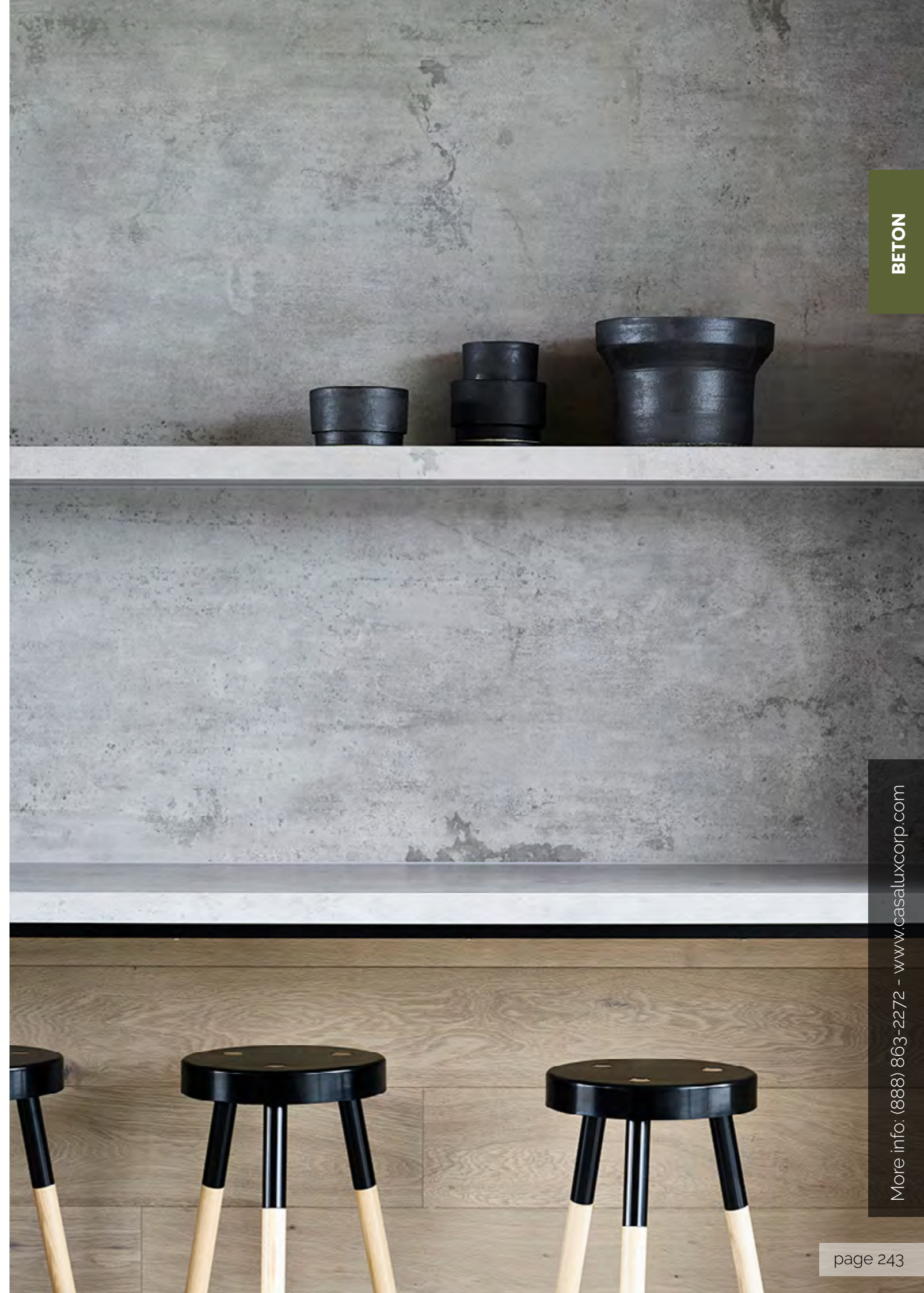
BETON			
	mm	Silk	Riverw.
102" x 48"	6	•	•
142" x 48"	3	•	
	6		
126" x 60"	6	•	•
	12	•	
126" x 64"	20	•	





Meet Beton by Neolith, a surface that draws its inspiration from the architectural significance of concrete, adding a touch of subtle industrial style to any space. With a range of finishes and thickness options, the design possibilities are virtually endless.

Beton allows you to explore countless design options, making it a versatile choice for those who appreciate the understated beauty of concrete. Discover the endless possibilities with Beton by Neolith.



BETON

More info: (888) 863-2272 - [www.casaluxcorp.com](http://www.casaluxcorp.com)







---

Introducing Beton by Neolith, a surface that combines the essence of industrial concrete with a touch of timeless elegance. This model is available in all finishes and thicknesses, offering a multitude of design possibilities to explore.

Beton opens up a world of creative potential, making it a versatile choice for those who admire the understated beauty of concrete. Unleash your design imagination with Beton by Neolith.



# BLACK OBSESSION

*FUSION COLLECTION*

Inspired by a material that has been recognized and desired for centuries, its fascinating design offers a background of black and copper tones with delicate intertwined golden veins that create an exquisite and refined surface that allows the creation of unique spaces of exclusive beauty.

AVAILABLE SIZES AND FINISHES

**BLACK OBSESSION**

	mm	Silk
102" x 48"	6	
142" x 48"	3	
	6	
126" x 60"	6	•
	12	•
126" x 64"	20	•






Discover a world of elegance with our surface inspired by a material that has captivated hearts for centuries. Its enchanting design features a captivating interplay of black and copper tones, woven together with delicate golden veins. The result is an exquisite and refined surface that serves as a canvas for crafting spaces of unparalleled and exclusive beauty.

Elevate your surroundings with this magnificent fusion of colors, offering a unique opportunity to create spaces that radiate exclusive allure. Unleash your design aspirations with this timeless masterpiece.







---

Black Obsession by Neolith is a surface that pays homage to the enduring appeal of coveted materials. This design presents a captivating interplay of black and copper tones, woven together with delicate golden veins, creating an exquisite and refined surface. It provides a canvas for crafting spaces of exclusive beauty.

Black Obsession invites you to break free from conventional design, offering endless possibilities for creating spaces that exude sophistication and allure. Discover the world of elegance with Black Obsession by Neolith.





# CAPPADOCIA SUNSET

*FUSION COLLECTION*

Cappadocia region in central Turkey has been inhabited since thousands of years, and now is the landscape of some of the most fascinating rocky formations in the World. Underground cities or lunar landscapes originated from volcanic eruptions and the movements of the primitive Earth, have been the inspiration to create this Neolith model.

AVAILABLE SIZES AND FINISHES

CAPPADOCIA SUNSET


	mm	Silk
102" x 48"	6	
142" x 48"	3	
	6	
126" x 60"	6	•
126" x 64"	12	•
	20	•





Cappadocia Sunset evokes the textures, movement and dynamism of the Turkish region, without compromising elegance, neutrality in color and balance that can be expected in a Neolith product.





---

Step into a world of sophistication with Cappadocia Sunset by Neolith. This surface is a testament to the extraordinary beauty found in Cappadocia's natural landscapes. With its rich hues and intricate patterns, it captures the essence of this breathtaking region, known for its distinctive sunsets.

Cappadocia Sunset offers a canvas for creating spaces that are both elegant and inviting. Its warm, earthy tones and captivating veining make it a versatile choice for adding a touch of natural splendor to any design. Experience the beauty of Cappadocia Sunset by Neolith.



# CEMENT

## *FUSION COLLECTION*

Cement is one of the most homogeneous models included in the Neolith Fusion Collection. Its balanced greyish tone lends a trendy industrial touch to any modern project.

AVAILABLE SIZES AND FINISHES

### CEMENT

	mm	Satin
102" x 48"	6	•
142" x 48"	3	•
	6	
126" x 60"	6	•
126" x 64"	12	•
	20	•



Cement, a distinguished member of the Neolith Fusion Collection, stands out for its remarkable homogeneity. Its balanced greyish tone brings a dash of modern industrial flair to any project. This trendy surface is the perfect choice for those seeking a harmonious yet stylish touch in their designs.

With Cement, you can infuse your spaces with a sense of timeless sophistication and contemporary charm. Embrace the industrial chic trend with a surface that effortlessly complements your modern aesthetic.





---

Unveiling Cement by Neolith, a surface that redefines modern design. This exquisite model is part of the Neolith Fusion Collection, known for its captivating aesthetics and versatility.

Cement is a testament to the power of homogeneity and how it can bring a trendy, industrial touch to any contemporary project. Its balanced greyish tone offers a perfect backdrop for those who seek a harmonious yet stylish atmosphere in their designs.

With Cement, you can effortlessly infuse your spaces with timeless sophistication and contemporary charm. Explore the limitless design possibilities that await with Neolith's Cement.



# KRATER

## FUSION COLLECTION

Natural slate has a tremendous legacy: some of the world's greatest monuments, like Rio de Janeiro's Christ the Redeemer, are built from it. Krater is our tribute to this unique stone and its universal appeal.

AVAILABLE SIZES AND FINISHES

**KRATER**

	mm	Riverw.
102" x 48"	6	
142" x 48"	3	
	6	
126" x 60"	6	•
	12	•
126" x 64"	20	



Krater by Neolith pays homage to the enduring legacy of natural slate, a material that has graced some of the world's most iconic monuments, including Rio de Janeiro's Christ the Redeemer. Its universal appeal and rich history have made it a beloved choice for architectural masterpieces.

This remarkable surface captures the essence of natural slate, offering a stunning blend of history, sophistication, and versatility. With Krater, you can bring a touch of timeless elegance to your designs, creating spaces that stand as a testament to the beauty of nature's legacy. Explore the world of Krater by Neolith.



KRATER

More info: (888) 863-2272 - [www.casaluxcorp.com](http://www.casaluxcorp.com)









---

Introducing Krater by Neolith, a surface that pays a splendid tribute to the enduring legacy of natural slate. Natural slate, a material that has graced some of the world's most iconic monuments, including Rio de Janeiro's Christ the Redeemer, serves as the inspiration for this remarkable design.

Krater captures the essence of natural slate with its stunning blend of history, sophistication, and versatility. With Krater, you can infuse your spaces with a touch of timeless elegance, creating designs that stand as a testament to the beauty of nature's legacy. Explore the world of Krater by Neolith.



# MAR DEL PLATA

*FUSION COLLECTION*

Inspired by Brazil's exotic Dark Pearl granite, this model is reminiscent of the powerful flow of a South American river. With a slate-like relief, it incorporates sinuous bands of white quartz on a grey background, conveying the fluid and constant movement of water.

AVAILABLE SIZES AND FINISHES


**MAR DEL PLATA**

	mm	Slate
102" x 48"	6	
142" x 48"	3	
	6	
126" x 60"	6	●
	12	●
126" x 64"	12	
	20	



Introducing our model inspired by the exotic Dark Pearl granite of Brazil, a surface that captures the essence of the powerful flow of a South American river. This design is a tribute to the natural beauty and vibrant energy of this extraordinary region.


With a slate-like relief and sinuous bands of white quartz on a grey background, it conveys the fluid and constant movement of water. This model invites you to immerse yourself in the captivating allure of South America's rivers and embrace the dynamic, ever-flowing forces of nature.





MAR DEL PLATA





---

Our latest creation, inspired by the exotic Dark Pearl granite of Brazil, is a testament to the captivating energy and natural beauty of South American rivers. This design pays homage to the vibrant and ever-flowing spirit of this extraordinary region.

Featuring a slate-like relief and sinuous bands of white quartz on a grey canvas, it mirrors the dynamic movement of water, inviting you to immerse yourself in the mesmerizing allure of Brazil's rivers.

Indulge in the captivating beauty and energy of Brazil's landscapes with our Dark Pearl-inspired surface. Let your designs channel the dynamic spirit of South American rivers and embrace the natural wonders of this remarkable region.



# MIRAGE

## FUSION COLLECTION

Mirage captures the restrained grandeur of medieval European churches crafted from limestone. The brilliant tone and rich, carefully selected texture evoke a different era and a sense of authenticity and purity.

AVAILABLE SIZES AND FINISHES

MIRAGE

	mm	Silk
102" x 48"	6	
142" x 48"	3	
	6	
126" x 60"	6	•
	12	•
126" x 64"	12	
	20	







Mirage encapsulates the understated grandeur of medieval European churches constructed from limestone. Its radiant hue and meticulously chosen texture transport you to a bygone era, radiating an essence of authenticity and purity.

Let Mirage grace your spaces with a touch of timeless elegance, reminiscent of the majestic churches of old. Embrace the heritage and grandeur of a different time, all within the purity of this remarkable surface.



MIRAGE

More info: (888) 863-2272 - [www.casaluxcorp.com](http://www.casaluxcorp.com)









---

Step into a world of refined grandeur with Mirage, our newest creation inspired by the majestic medieval European churches crafted from limestone. The exquisite tone and thoughtfully selected texture transport you to an era of authenticity and purity.

Mirage evokes the timeless elegance of historical architecture, bringing a touch of old-world charm to your spaces. Let its grandeur and heritage-inspired design make a statement in your projects.



# NERO ZIMBABWE

## *FUSION COLLECTION*

With its restrained and distinguished design, Nero Zimbabwe looks almost identical to natural African granite. Matte black in color, with greyish shades and a rough texture, it is an immediate eye-catcher.

AVAILABLE SIZES AND FINISHES

**NERO ZIMBABWE**

	mm	Riverw.
102" x 48"	6	•
142" x 48"	3	•
	6	
126" x 60"	6	•
126" x 64"	12	•
	20	•



Nero Zimbabwe, one of our most distinguished designs, is a remarkable homage to the natural beauty of African granite. Its matte black hue, complemented by subtle grey shades and a textured surface, is nothing short of captivating.

This design effortlessly captures attention, making it the perfect choice for those who appreciate refined and distinguished aesthetics. Experience the allure of Nero Zimbabwe and add a touch of immediate sophistication to your space.







---

Introducing Nero Zimbabwe from our Fusion Collection, a design that seamlessly replicates the allure of natural African granite. With its rich matte black hue, accented by subtle grey tones and a textured finish, it's impossible to ignore.

Nero Zimbabwe stands as a testament to the striking beauty of African granite, making it a standout choice for those who appreciate timeless, sophisticated aesthetics. Elevate your space with the commanding presence of Nero Zimbabwe.





# NEW YORK – NEW YORK

*FUSION COLLECTION*

New York's iconic avenues, majestic skyscrapers and incredible energy are the source of inspiration. With a characteristic greyish tone and particles in matte and glossy shades, the model adds a modern, urban style to any space, giving it a personality all its own.

AVAILABLE SIZES AND FINISHES

NEW YORK – NEW YORK

	mm	Silk
102" x 48"	6	
142" x 48"	3	•
	6	
126" x 60"	6	•
126" x 64"	12	•
	20	•





Our New York - New York model draws inspiration from the iconic avenues, towering skyscrapers, and unparalleled energy of the Big Apple. Featuring a distinctive greyish tone with a blend of matte and glossy particles, this design injects a touch of modern urban style into any space, creating a truly unique ambiance.

Whether you're aiming for a sleek, cosmopolitan look or seeking to capture the essence of the city that never sleeps, New York - New York has the personality to make it happen.





NEW YORK - NEW YORK



Our Fusion Collection introduces New York - New York, inspired by the iconic city that never sleeps. This design mirrors the grand avenues, majestic skyscrapers, and unparalleled energy of the Big Apple. With a characteristic greyish tone and matte and glossy shades, it infuses a modern urban style into any space, giving it a distinctive personality.

Elevate your interior design with the urban vibes of New York - New York, and bring the spirit of Manhattan to your surroundings.



# PHEDRA

## *FUSION COLLECTION*

Phedra offers an exciting twist on the greyish tones that are so in vogue. Designed in soft shades of grey, it delivers a dose of freshness and harmony to create singular spaces.

AVAILABLE SIZES AND FINISHES

**PHEDRA**

	mm	Satin
102" x 48"	6	•
142" x 48"	3	•
	6	
126" x 60"	6	•
126" x 64"	12	•
	20	



Phedra, one of our exquisite designs, redefines the trendy grey color palette with a unique twist. Its soft and harmonious shades of grey breathe freshness into any space, bringing a touch of modernity and serenity.

Elevate your interior with the exceptional subtlety of Phedra and craft spaces that are truly one-of-a-kind.



PHEDRA

More info: (888) 863-2272 - [www.casaluxcorp.com](http://www.casaluxcorp.com)











Phedra, part of the Neolith Fusion Collection, introduces a captivating twist on the ever-popular grey tones. Designed in soft shades of grey, Phedra infuses spaces with a breath of fresh air and harmony, making it perfect for creating unique and harmonious environments.

This remarkable design reflects a modern aesthetic that complements a wide range of interior and exterior applications, offering both style and functionality. With Phedra, you can achieve a contemporary look that stands out while maintaining an air of elegance and subtlety.



# PIERRE BLEUE

## FUSION COLLECTION

Inspired by the natural stone known as Le Petit Granit, this model is the result of applying the most advanced technologies to create a unique result. Numerous rocky elements are integrated throughout the dark blue body, creating a high degree of realism.

AVAILABLE SIZES AND FINISHES


### PIERRE BLEUE


	mm	Silk
102" x 48"	6	
142" x 48"	3	
	6	
126" x 60"	6	●
126" x 64"	12	
	20	



Inspired by the beauty of Le Petit Granit natural stone, our design in this model showcases the outcome of cutting-edge technology applied to create a truly distinct surface. Dark blue is the backdrop for numerous, intricately integrated rocky elements, resulting in an exceptionally realistic appearance that brings the charm of natural stone to your space.

This design seamlessly blends advanced technology with the timeless allure of stone, offering a unique and captivating surface.





---

Pierre Bleue by Neolith captures the essence of the timeless natural stone known as "Le Petit Granit." This design marries cutting-edge technology with the classic beauty of this stone, resulting in a truly distinctive surface.

With a dark blue base and intricately integrated rocky elements, it delivers an exceptionally realistic appearance. Experience the charm of natural stone in a surface that seamlessly combines modern technology with enduring elegance.



# PIETRA GREY

## FUSION COLLECTION

Pietra Grey presents a compact and uniform design that varies between charcoals and graphite colors in a very subtle way. All presented with very thin white veins that confer to the product a very elegant and minimalistic look.

AVAILABLE SIZES AND FINISHES

### PIETRA GREY

	mm	Silk
102" x 48"	6	
142" x 48"	3	
	6	
126" x 60"	6	●
	12	●
126" x 64"	20	





Pietra Grey showcases a sleek and uniform design that gracefully transitions between charcoal and graphite tones, creating a subtle, sophisticated blend. Delicate white veins add an element of elegance and minimalism to the product, providing a refined and contemporary aesthetic.





PIETRA GREY





PIETRA GREY





Pietra Grey by Neolith embodies a harmonious and consistent design that seamlessly transitions between charcoal and graphite hues. This subtle variation is accentuated by delicate white veins, lending the product an air of elegance and minimalistic sophistication. Perfect for achieving a contemporary and refined aesthetic.



# PIETRA DI LUNA

## *FUSION COLLECTION*

Pietra Di Luna features a soft grey tone and clean texture. Available in two different finishes, Its timelessness and balance make it the perfect choice for large surfaces and matching any architectural element.

AVAILABLE SIZES AND FINISHES

### PIETRA DI LUNA

	mm	Silk
102" x 48"	6	•
142" x 48"	3	•
	6	
126" x 60"	6	•
126" x 64"	12	•
	20	•



Pietra Di Luna showcases a gentle grey hue and a pristine texture. Its enduring appeal and versatility make it the ideal selection for extensive surfaces, effortlessly complementing various architectural elements.




PIETRA DI LUNA

More info: (888) 863-2272 - [www.casaluxcorp.com](http://www.casaluxcorp.com)



PIETRA DI LUNA



---

Pietra Di Luna captures the essence of timeless elegance with its soft grey tone and a clean, refined texture. This versatile design is well-suited for vast surfaces and is adaptable to complement a wide range of architectural elements, making it an ideal choice for those who seek enduring sophistication and design flexibility.



# PIETRA DI OSSO

## *FUSION COLLECTION*

This design in neutral tones with a stone effect has a timelessness that makes it perfect for large areas, the ideal match for every architectural element. It balances and brings harmony to both indoor and outdoor spaces.

AVAILABLE SIZES AND FINISHES

**PIETRA DI OSSO**

	mm	Silk
102" x 48"	6	
142" x 48"	3	•
	6	
126" x 60"	6	•
126" x 64"	12	•
	20	•



This design, characterized by its neutral tones and stone-like texture, possesses a timeless quality that renders it perfect for expansive surfaces. It complements various architectural elements, making it an ideal choice for both indoor and outdoor spaces. With its harmonious and balancing properties, it adds an air of elegance to any environment.









Pietra di Osso, part of the Neolith Fusion collection, is a surface that exudes the essence of natural beauty and elegant simplicity. With its soft, stone-like texture and neutral tones, Pietra di Osso creates a timeless and sophisticated ambiance, perfect for both indoor and outdoor applications.

This versatile design complements architectural elements and provides a sense of harmony, making it a superb choice for large spaces, adding an air of elegance and grace to any environment.



# PIETRA DI PIOMBO

## *FUSION COLLECTION*

Pietra Di Piombo features the same qualities as Pietra Di Luna but at a whole new level of intensity. Its dark grey tone makes it the right choice for large surfaces that need a bold, contemporary touch.

AVAILABLE SIZES AND FINISHES


### PIETRA DI PIOMBO

	mm	Silk
102" x 48"	6	
142" x 48"	3	•
	6	
126" x 60"	6	•
126" x 64"	12	•
	20	•



Pietra Di Piombo offers a compelling and intensified version of the classic Pietra Di Luna. With its deep, dark grey tone, this surface adds a bold and contemporary touch to large areas, making it the perfect choice for those seeking to make a dramatic statement in their interior or exterior spaces. Its rich color and sleek design are ideal for creating a modern and sophisticated atmosphere that leaves a lasting impression.





Pietra Di Piombo, from the Neolith Fusion collection, takes the classic Pietra Di Luna to a whole new level of intensity. With its deep, dark grey tone, this surface adds a bold and contemporary touch to large areas, making it the perfect choice for those seeking to make a dramatic statement in their interior or exterior spaces. Its rich color and sleek design are ideal for creating a modern and sophisticated atmosphere that leaves a lasting impression.

Whether you're designing a residential or commercial space, Pietra Di Piombo adds a touch of bold elegance that will stand the test of time.



# RETROSTONE

## *FUSION COLLECTION*

Retrostone is an elegant surface with a striking oversized grain effect based on traditional terrazzo, material used in Venice since the 15th century. Neolith brings it back to life with a striking design that draws attention with its strength and expressiveness.

AVAILABLE SIZES AND FINISHES

**RETROSTONE**

	mm	Silk
102" x 48"	6	
142" x 48"	3	
	6	
126" x 60"	6	•
	12	•
126" x 64"	20	•





Retrostone embodies elegance with a bold oversized grain effect inspired by traditional Venetian terrazzo, a material that has a history dating back to the 15th century.

Neolith reinterprets this classic material, infusing it with a powerful and expressive design that commands attention. Retrostone is a testament to the timeless beauty of terrazzo, and it effortlessly bridges the past and the present, making it an ideal choice for those who seek a surface that exudes strength and style.





RETROSTONE







Retrostone, a proud member of the Neolith Fusion collection, is an ode to elegance, inspired by the magnificent Venetian terrazzo. This timeless material has been revered since the 15th century, and Neolith revitalizes its essence with a captivating design that commands attention with its strength and expressiveness.

Retrostone is a testament to the enduring beauty of terrazzo, harmonizing tradition and modernity, making it the perfect choice for those who seek a surface that radiates both strength and style.



# SHILIN

## FUSION COLLECTION

The Shilin Karst, known as the Stone Forest, is the inspiration for this new model. With its light background and fine, granular details, it embodies the calm and subtlety of this natural wonder of China's Yunnan province.

AVAILABLE SIZES AND FINISHES


### SHILIN

	mm	Slate
102" x 48"	6	
142" x 48"	3	
	6	
126" x 60"	6	●
126" x 64"	12	●
	20	●



Introducing the Stone Forest, a Neolith creation inspired by the captivating Shilin Karst, also known as the Stone Forest, a breathtaking natural wonder located in China's Yunnan province.

With its light and tranquil background and intricate, granular details, this model encapsulates the serene beauty and subtlety of this unique geological marvel. Stone Forest by Neolith brings the essence of this natural wonder to your spaces, allowing you to experience the tranquility and elegance of the Shilin Karst right in your own surroundings.







---

Discover the allure of Shilin by Neolith, a design inspired by the mesmerizing Shilin Karst, also known as the Stone Forest, located in China's Yunnan province. This stunning surface captures the essence of this natural wonder with its light, serene background and intricate granular details.

Just like the captivating Stone Forest, Shilin by Neolith brings a sense of calm and subtlety to your spaces, allowing you to immerse yourself in the beauty of this unique geological masterpiece. Experience the tranquility and elegance of Shilin by Neolith right in your own surroundings.



# TERRAZO CEPPO

*FUSION COLLECTION*

This new Terrazo interpretation, provides character and distinction to every space. Based in neutral colors, but with very dominant rocky elements, this model can be the perfect detail to complement from the most luxurious spaces, to the most minimalistic atmospheres.

AVAILABLE SIZES AND FINISHES

TERRAZO CEPPO		
	mm	Silk
102" x 48"	6	
142" x 48"	3	
	6	
126" x 60"	6	●
	12	●
126" x 64"	20	



Explore our Terrazzo-inspired creation, an interpretation that infuses character and distinction into every environment. With a foundation in neutral hues and pronounced rocky elements, this model serves as the ideal detail to enhance a wide range of spaces, from the most luxurious to the most minimalistic atmospheres.

Elevate your surroundings with this design that strikes a perfect balance between neutrality and visual interest, adding an unmistakable touch of style and sophistication to your interior.





---

Discover our Terrazzo-inspired design, a captivating interpretation that injects personality and distinction into any setting. With a neutral color palette and bold rocky elements, this model becomes the ideal accent for enhancing diverse spaces, from opulent environments to minimalistic surroundings.

Elevate your surroundings with this versatile design, striking a harmonious balance between neutrality and visual intrigue, adding a touch of elegance and style to your interior like no other.





# WULONG

## FUSION COLLECTION

This slightly dark surface, created with grey tones and granular details, is inspired by one of China's most spectacular landforms. With three natural bridges, the Wulong Karst is an impressive limestone formation with an extraordinary texture and overwhelming natural force.

AVAILABLE SIZES AND FINISHES

### WULONG

	mm	Slate
102" x 48"	6	
142" x 48"	3	
	6	
126" x 60"	6	•
	12	•
126" x 64"	20	•



Explore this slightly dark surface, inspired by one of China's most awe-inspiring geological wonders, the Wulong Karst. Crafted with a blend of grey tones and granular details, this design pays homage to the remarkable limestone formation that boasts three natural bridges, revealing an extraordinary texture that mimics the raw beauty of nature's forces.

Embrace the harmonious fusion of earthy hues and organic texture that brings the wonder of the Wulong Karst directly into your living spaces.



WULONG

More info: (888) 863-2272 - [www.casaluxcorp.com](http://www.casaluxcorp.com)





---

Crafted from elements in limestone, this surface, with its gray tones and granular details, takes inspiration from the incredible Wulong Karst in China. This location, with three natural bridges, is a truly astonishing limestone formation with an extraordinary texture and overwhelming natural force.

Our design pays tribute to this natural wonder, capturing the essence of the unique texture of the limestone formations in the Wulong Karst. The gray tones and granular details create a surface that brings the raw beauty and power of nature directly to your spaces. With Neolith Wulong, you can enjoy the majesty of nature in your interior or exterior design.



# ZAHA STONE

## FUSION COLLECTION

Zaha Stone is Neolith's contemporary reinterpretation of Iranian Grey Stone with a more industrial and modern twist. It is our heartfelt tribute to a history-making architect, Zaha Hadid, a way to celebrate her bold designs and remember her legacy and inspiration.

AVAILABLE SIZES AND FINISHES

### ZAHA STONE

	mm	Silk
102" x 48"	6	•
142" x 48"	3	•
	6	
126" x 60"	6	•
126" x 64"	12	•
	20	•





Zaha Stone represents Neolith's contemporary reinterpretation of the iconic Iranian Grey Stone, infusing it with an industrial and modern aesthetic. This remarkable surface serves as a heartfelt tribute to the visionary architect, Zaha Hadid. It's a way for us to celebrate her groundbreaking designs, acknowledge her lasting legacy, and draw inspiration from her innovative approach to architecture. With its sleek, sophisticated appearance,

Zaha Stone pays homage to the architect's trailblazing spirit, creating a stunning surface that seamlessly marries tradition and innovation in the world of design and architecture.






ZAHA STONE







Zaha Stone is a part of Neolith's remarkable Fusion collection, where innovative design meets the finest craftsmanship. Inspired by the elegance of Iranian Grey Stone but infused with a modern and industrial twist, Zaha Stone pays homage to the legendary architect, Zaha Hadid. This surface is a testament to her groundbreaking designs, an acknowledgment of her enduring legacy, and a celebration of her inspirational vision.

With its timeless appeal and striking aesthetics, Zaha Stone brings a touch of sophistication to any space. Its graceful balance of traditional and contemporary design elements makes it a perfect choice for those seeking to create captivating interiors or architectural masterpieces.

# IRON<sup>1</sup>

## NEOLITH



### NON POROUS

Waterproof and resistant to liquids, with an absorption level of almost zero



### RESISTANT TO SCRATCHES

Its hard surface makes it resistant to scratches and abrasion



### RESISTANT TO HIGH TEMPERATURES

It does not burn in contact with fire neither emits smoke or toxic substances



### EASY TO CLEAN

Resistant to any kind of chemical cleaning agent such as bleach or ammonia



### SAFE FOR CONTACT WITH FOOD

It does not release any harmful substances and is totally suitable for contact with food. NSF-Certified



### RESISTANT TO UV RAYS

Being 100% natural, its colors do not fade away when exposed to sunlight or other extreme weather conditions



### 100% NATURAL

It does not release any substances that are harmful to the environment



### LIGHTWEIGHT

Lighter than many cladding or interior surfaces, Neolith can be produced in varying degrees of thickness



### RECYCLABLE

Up to 98% of recycled material in every slab. 100% recyclable



### RESISTANT TO BENDING

It has a high shear rate, making it resistant to heavy loads and pressure

Iron has a striking personality that is immediately appealing. The models in this collection convey a bold, powerful and unchanging beauty.

From greenish browns to greyish or reddish tones, the choice of iron brings tremendous strength and energy to any space. And when it is used to create your kitchen countertop, it becomes the absolute star of the show.

Metallic beauty that endures.



The best way to order European luxury porcelain online

**IRON COPPER**

409

**IRON CORTEN**

415

**IRON FROST**

423


**IRON GREY**

431

**IRON**

*Metallic beauty that endures*





# IRON COPPER

## IRON COLLECTION

Iron Copper represents oxidized copper and, with its muted red tones, lends energy and strength to spaces. Like all the models in this collection, it stays unchanged over time and has a distinct personality.

AVAILABLE SIZES AND FINISHES

### IRON COPPER

	mm	Satin
102" x 48"	6	•
142" x 48"	3	•
	6	
126" x 60"	6	•
126" x 64"	12	•
	20	



Iron Copper is a reflection of oxidized copper, boasting a distinctive and captivating character with its muted red tones. This surface infuses spaces with an aura of vitality and vigor. As a member of this collection, it is known for its timeless resilience and the unique charm it brings to any environment.


Experience the enduring allure of Iron Copper and watch it evolve beautifully as time passes, making a lasting impression wherever it's used.



IRON COPPER

More info: (888) 863-2272 - [www.casaluxcorp.com](http://www.casaluxcorp.com)





---

Iron Copper from the Iron Collection captures the essence of oxidized copper with its captivating muted red tones. This surface exudes an invigorating energy and strength, making it a striking choice for a variety of spaces.

Like all the models in this collection, Iron Copper maintains its character over time and adds a distinct personality to any environment. Discover the enduring appeal of Iron Copper and watch it gracefully evolve, leaving a lasting impression in every setting.



# IRON CORTEN

## IRON COLLECTION

Iron Corten is the warmest model in the collection, an explosion of color for any space. Unaffected by the passage of time, its orange tones and unique metallic touch make it a striking choice.

AVAILABLE SIZES AND FINISHES

### IRON CORTEN

	mm	Satin
102" x 48"	6	•
142" x 48"	3	•
	6	•
126" x 60"	6	•
126" x 64"	12	•
	20	•



Iron Corten from the Iron Collection is the warmest and most vibrant model in the lineup, introducing an explosive burst of color to any environment. Unfazed by the hands of time, this surface exhibits bold orange tones and a distinctive metallic essence that sets it apart. With its enduring charisma,

Iron Corten makes a remarkable statement, adding a splash of vibrancy to every space. Explore the captivating allure of Iron Corten and embrace the enduring beauty it brings to your surroundings.



IRON CORTEN

More info: (888) 863-2272 - [www.casaluxcorp.com](http://www.casaluxcorp.com)





AURT

IRON CORTEN



---

Iron Corten from the Iron Collection is a stunning surface with warm, earthy tones that evoke the rich patina of weathered steel. This model brings a touch of rustic charm to your space while maintaining the durability and versatility of Neolith surfaces.

Whether you're designing an industrial-inspired interior or adding a unique accent to your outdoor living area, Iron Corten stands the test of time, making it a distinctive choice for your projects. Explore the enduring allure of Iron Corten and infuse your spaces with its unique character.



# IRON FROST

## IRON COLLECTION

Iron Frost joins the Iron Collection with a surprisingly minimalist, neutral proposal. Its delicate brushstrokes of metallic shine on a white background with feathery light grey enhances the brightness of any space.

AVAILABLE SIZES AND FINISHES


### IRON FROST

	mm	Satin
102" x 48"	6	
142" x 48"	3	•
	6	
126" x 60"	6	•
	12	•
126" x 64"	12	
	20	



Introducing Iron Frost from the Iron Collection, a strikingly minimalist addition with a neutral, yet compelling aesthetic. This design features subtle metallic accents that delicately shimmer on a white canvas, adorned with gentle wisps of light grey.


The result is a surface that exudes luminosity, adding an understated touch of elegance to any setting. Iron Frost's versatility and simplicity make it an ideal choice for those seeking to brighten and elevate their space. Explore the understated allure of Iron Frost and let your environment shine with a touch of sophistication.



IRON FROST

More info: (888) 863-2272 - [www.casaluxcorp.com](http://www.casaluxcorp.com)





Iron Frost, part of the Iron Collection by Neolith, embodies an understated yet captivating design. Inspired by the subtlety of metallic accents, this model boasts delicate brushstrokes of shimmering light on a pristine white canvas with hints of soft grey. It effortlessly enhances the luminosity of any space, making it a perfect choice for both minimalist and elegant interiors.

Embrace the fusion of classic aesthetics and cutting-edge technology with Iron Frost. Discover its versatility, durability, and luxury for even the most demanding projects.



# IRON GREY

## *IRON COLLECTION*

This model, also inspired by iron rust and with an ageless design, has a distinct personality. Iron Grey has a dark base in shades of grey mixed with a subtle shine that lends it its characteristic elegance.

AVAILABLE SIZES AND FINISHES

**IRON GREY**

	mm	Satin
102" x 48"	6	•
142" x 48"	3	•
	6	
126" x 60"	6	•
126" x 64"	12	•
	20	•



Iron Grey, a part of the Iron Collection, is another model that draws inspiration from the rich character of rusted iron. Its timeless design is a true embodiment of distinct personality. Featuring a dark base with captivating shades of grey, it incorporates a subtle shimmer that adds to its inherent elegance.

Discover how Iron Grey can bring a touch of sophistication and charm to your space, making it an ideal choice for both classic and contemporary settings. Explore the enduring allure of this design that seamlessly marries aesthetics with durability.



IRON GREY

More info: (888) 863-2272 - [www.casaluxcorp.com](http://www.casaluxcorp.com)







IRON GREY



---

Iron Grey takes inspiration from the unique character of rusted iron. This design showcases a timeless personality, featuring a dark base with enchanting shades of grey and a subtle shimmer that enhances its inherent elegance.

Iron Grey brings sophistication and charm to any space, making it a versatile choice for both classic and contemporary settings. Discover the enduring appeal of this design that seamlessly blends aesthetics with durability, adding a touch of refinement to your surroundings.

# COLORFEEL

NEOLITH



## NON POROUS

Waterproof and resistant to liquids, with an absorption level of almost zero



## RESISTANT TO SCRATCHES

Its hard surface makes it resistant to scratches and abrasion



## RESISTANT TO HIGH TEMPERATURES

It does not burn in contact with fire neither emits smoke or toxic substances



## EASY TO CLEAN

Resistant to any kind of chemical cleaning agent such as bleach or ammonia



## SAFE FOR CONTACT WITH FOOD

It does not release any harmful substances and is totally suitable for contact with food. NSF-Certified



## RESISTANT TO UV RAYS

Being 100% natural, its colors do not fade away when exposed to sunlight or other extreme weather conditions



## 100% NATURAL

It does not release any substances that are harmful to the environment



## LIGHTWEIGHT

Lighter than many cladding or interior surfaces, Neolith can be produced in varying degrees of thickness



## RECYCLABLE

Up to 98% of recycled material in every slab. 100% recyclable



## RESISTANT TO BENDING

It has a high shear rate, making it resistant to heavy loads and pressure

What is the color of the moon or smoke? Discover all the peacefulness and harmony of a collection that evokes feelings of nature and fully blends in with any architectural element.

Its enormous versatility means you can create your own world in any room because Colorfeel adapts to different styles and trends and always adds to any space.

Soothing colors that create harmony.



The best way to order European luxury porcelain online

ARCTIC WHITE

443

JUST WHITE

453

NERO

463

PERLA

473



## **COLORFEEL**

*Soothing colors that create harmony*



# ARCTIC WHITE

## *COLORFEEL COLLECTION*

You'll never go wrong with Arctic White. It can be used in countless applications and fits in perfectly with any architectural element. Its crisp, cool robustness lends an impeccable aesthetic to any environment.

AVAILABLE SIZES AND FINISHES

**ARCTIC WHITE**

	mm	Satin	Silk	Nanotech Pol.
102" x 48"	6		•	•
142" x 48"	3	•		
	6	•		
126" x 60"	6	•	•	•
126" x 64"	12	•	•	•
	20		•	•





Arctic White is a timeless choice that never disappoints. Its versatility allows for a wide range of applications, seamlessly blending with various architectural elements.

This pristine, cool shade adds a touch of purity and elegance to any space, ensuring an impeccable aesthetic that stands the test of time. Whether you're designing a classic or modern environment, Arctic White is the perfect companion for achieving a refined and polished look.



ARCTIC WHITE

More info: (888) 863-2272 - [www.casaluxcorp.com](http://www.casaluxcorp.com)



ARCTIC WHITE



ARCTIC WHITE





---

Arctic White from the Colorfeel Collection by Neolith is a testament to timeless elegance. This pristine, cool white surface serves as a versatile canvas for various design applications. Its crisp and clean aesthetic pairs seamlessly with any architectural element, making it a top choice for achieving a polished and sophisticated look.

Whether you're designing a classic or contemporary space, Arctic White provides a sense of purity and refinement that transcends time, creating a lasting impression of grace and sophistication.



# JUST WHITE

## *COLORFEEL COLLECTION*

The cleanliness and purity of a matte white. The naturalness and strength of a powerful presence. The unsurpassed features of Neolith. All of this is Just White. No more, no less.

AVAILABLE SIZES AND FINISHES

JUST WHITE

	mm	Silk
102" x 48"	6	
142" x 48"	3	•
	6	•
126" x 60"	6	
126" x 64"	12	•
	20	•



Just White stands as a testament to the unadulterated beauty of pristine matte white. It embodies the natural, robust presence that exudes a powerful charisma. This is the epitome of Neolith's exceptional qualities - this is Just White, a symbol of purity, strength, and unrivaled elegance.



JUST WHITE



More info: (888) 863-2272 - [www.casaluxcorp.com](http://www.casaluxcorp.com)



JUST WHITE



JUST WHITE



---

Just White from the Colorfeel collection is an embodiment of pure, unblemished matte white. It radiates a natural, robust presence that captivates with its powerful charisma. As part of the Neolith family,

Just White stands as a testament to unparalleled beauty, epitomizing purity, strength, and unparalleled elegance. Experience the unadulterated allure of Just White.



# NERO

## *COLORFEEL COLLECTION*

Nero is the ultimate classic, its elegance and restraint adapting to any style and trend. This choice ensures sophistication in large and small rooms. A basic with a neutrality that makes it timeless.

AVAILABLE SIZES AND FINISHES

**NERO**

	mm	Satin
102" x 48"	6	•
142" x 48"	3	•
	6	
126" x 60"	6	•
126" x 64"	12	•
	20	•



Nero embodies timeless sophistication and versatility. Its classic elegance and understated design seamlessly adapt to any style or trend. Whether used in expansive spaces or smaller rooms, Nero remains a quintessential choice, enhancing the ambiance with its enduring neutrality. It's a fundamental element that stands the test of time.



NERO

More info: (888) 863-2272 - [www.casaluxcorp.com](http://www.casaluxcorp.com)






NERO



NERO



---

Nero in Neolith's Colorfeel collection is the embodiment of timeless elegance. This surface presents a classic yet versatile design that effortlessly complements various styles and trends. Whether used in spacious settings or more intimate spaces,

Nero's enduring neutrality remains a fundamental choice. Its understated sophistication adds an evergreen touch to any environment.

NERO

More info: (888) 863-2272 - [www.casaluxcorp.com](http://www.casaluxcorp.com)



# PERLA

## *COLORFEEL COLLECTION*

Perla stands out for its greyish-white hue. A soft pearl grey like silk taken to its most beautiful expression. Perla is perfect for use in any space where you want serenity and delicateness.

AVAILABLE SIZES AND FINISHES

**PERLA**

	mm	Satin
102" x 48"	6	
142" x 48"	3	•
	6	•
126" x 60"	6	
126" x 64"	12	
	20	




Perla, found in the Neolith Colorfeel collection, is characterized by its exquisite shade of greyish-white. This soft and elegant pearl grey, reminiscent of the smoothest silk, embodies pure beauty. Perla is the ideal choice for creating spaces that radiate serenity and delicacy, making it a versatile option for a wide range of applications.



PERLA

More info: (888) 863-2272 - [www.casaluxcorp.com](http://www.casaluxcorp.com)



---

Perla is a gem in the Neolith Colorfeel collection, known for its graceful greyish-white tone. This gentle pearl gray, akin to the smoothest silk, exudes pure beauty.

Perla is the perfect choice for spaces seeking tranquility and refinement. Its versatility makes it a suitable option for various applications, adding an air of sophistication and elegance.

# TIMBER

NEOLITH



## NON POROUS

Waterproof and resistant to liquids, with an absorption level of almost zero



## RESISTANT TO SCRATCHES

Its hard surface makes it resistant to scratches and abrasion



## RESISTANT TO HIGH TEMPERATURES

It does not burn in contact with fire neither emits smoke or toxic substances



## EASY TO CLEAN

Resistant to any kind of chemical cleaning agent such as bleach or ammonia



## SAFE FOR CONTACT WITH FOOD

It does not release any harmful substances and is totally suitable for contact with food. NSF-Certified



## RESISTANT TO UV RAYS

Being 100% natural, its colors do not fade away when exposed to sunlight or other extreme weather conditions



## 100% NATURAL

It does not release any substances that are harmful to the environment



## LIGHTWEIGHT

Lighter than many cladding or interior surfaces, Neolith can be produced in varying degrees of thickness



## RECYCLABLE

Up to 98% of recycled material in every slab. 100% recyclable



## RESISTANT TO BENDING

It has a high shear rate, making it resistant to heavy loads and pressure

Natural wood, although beautiful, has always been difficult to specify for certain interior and exterior applications. Its high porosity makes it unsuitable for any environment in which there are large amounts of water and its susceptibility to staining means extra special care needs to be taken when using it as a surface.

Neolith has pioneered a faithful and hyper-realistic range of slabs which solves this problem. This means you can have wood-effect surfaces throughout the house with all the physical and mechanical advantages offered by sintered stone. Unlike natural wood, Neolith's Timber collection requires zero maintenance or treatment to enhance its performance or improve its resistance.

This means that it can handle the rigors of everyday life without any wear and tear.



The best way to order European luxury porcelain online

SUMMER DALA

483

WINTER DALA

489



## **TIMBER**

*The warmth and well-being  
of wood*





# SUMMER DALA

*TIMBER COLLECTION*

Inspired by the most Nordic atmospheres came Summer Dala. The inspiration behind it comes from a soft wood in beige tones, known for a digitally generated texture in line with the design for an even more natural look. It's offered in a Silk finish.

AVAILABLE SIZES AND FINISHES

SUMMER DALA		
	mm	Silk
102" x 48"	6	
142" x 48"	3	
	6	
126" x 60"	6	•
126" x 64"	12	•
	20	



Inspired by the majestic pine trees that surround Sweden's stunning Lake Siljan, Summer Dala is named after the Swedish horse statuettes crafted from this wood. Refinement, strength and beauty are the qualities of this model that harnesses state-of-the-art technology to create a surface that resembles unvarnished wood.



SUMMER DALA

More info: (888) 863-2272 - [www.casaluxcorp.com](http://www.casaluxcorp.com)



---

Perla is a gem in the Neolith Colorfeel collection, known for its graceful greyish-white tone. This gentle pearl gray, akin to the smoothest silk, exudes pure beauty.

Perla is the perfect choice for spaces seeking tranquility and refinement. Its versatility makes it a suitable option for various applications, adding an air of sophistication and elegance.



# WINTER DALA

TIMBER COLLECTION

Reflecting Swedish forests, the inspiration for Winter Dala came from a soft wood in cool tones. It's available in a Silk finish.

AVAILABLE SIZES AND FINISHES

WINTER DALA

	mm	Silk
102" x 48"	6	
142" x 48"	3	
	6	
126" x 60"	6	•
126" x 64"	12	•
	20	



Like Summer Dala, the inspiration is drawn from the majestic pine trees that grow in Swedish forests. Its authentic look realistically recreates the cross-sections of trees without having to cut them down, which translates into a positive impact on the environment.



WINTER DALA

More info: (888) 863-2272 - [www.casaluxcorp.com](http://www.casaluxcorp.com)



---

The Winter Dala from Neolith's Timber Collection is a design inspired by the crisp serenity of snowy landscapes. With its pale and delicate appearance, it captures the essence of winter's purity.

This surface offers a versatile and timeless option for a wide range of applications, allowing you to infuse your spaces with a sense of natural beauty and tranquility, much like a serene winter's day.

# NEOLITH STEEL



## NON POROUS

Waterproof and resistant to liquids, with an absorption level of almost zero



## RESISTANT TO SCRATCHES

Its hard surface makes it resistant to scratches and abrasion



## RESISTANT TO HIGH TEMPERATURES

It does not burn in contact with fire neither emits smoke or toxic substances



## EASY TO CLEAN

Resistant to any kind of chemical cleaning agent such as bleach or ammonia



## SAFE FOR CONTACT WITH FOOD

It does not release any harmful substances and is totally suitable for contact with food. NSF-Certified



## RESISTANT TO UV RAYS

Being 100% natural, its colors do not fade away when exposed to sunlight or other extreme weather conditions



## 100% NATURAL

It does not release any substances that are harmful to the environment



## LIGHTWEIGHT

Lighter than many cladding or interior surfaces, Neolith can be produced in varying degrees of thickness



## RECYCLABLE

Up to 98% of recycled material in every slab. 100% recyclable



## RESISTANT TO BENDING

It has a high shear rate, making it resistant to heavy loads and pressure

Synonymous with high strength and reliability, steel offers a clean, reassuring and sophisticated aesthetic. Its enduring popularity as a work surface in professional kitchens inspired Neolith to create the Steel collection.

One of steel's main flaws when used as a worktop is its tendency to scratch, stain and tarnish easily, which then leads to regular replacement.

Neolith answers this problem directly, offering a faithful interpretation of the metal whilst also delivering the resistant qualities of sintered stone. Influenced by the work of top designers, including Jean Nouvel, Neolith Steel is a 'metal' which will not vary with time.



The best way to order European luxury porcelain online

**METROPOLITAN**

499

**SOFÍA CUPRUM**

505



## **STEEL**

*For spaces that redefine  
innovation and urban chic*





# METROPOLITAN

*STEEL COLLECTION*

Tall skyscrapers, urban fashion, avant-garde aesthetics. This is the world that Metropolitan reflects with its distressed metallic look and soft contrasts. Made from up to 90% recycled material, it can be used as a singular focal point within any space.

AVAILABLE SIZES AND FINISHES

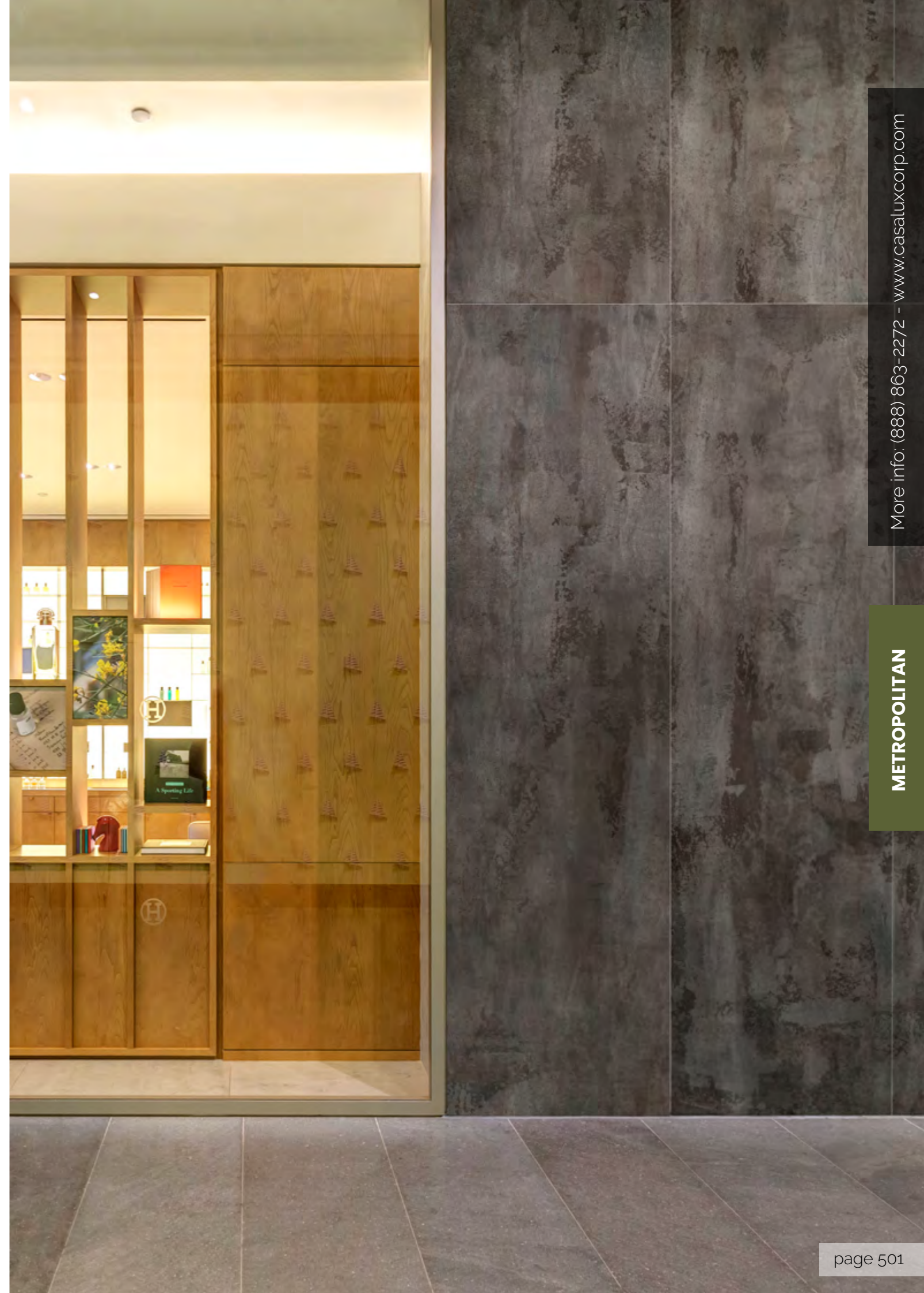
**METROPOLITAN**

	mm	Steel Touch
102" x 48"	6	
142" x 48"	3	
	6	
126" x 60"	6	•
	12	•
126" x 64"	20	•



Metropolitan by Neolith is a tribute to the towering skyscrapers, the cutting-edge urban fashion, and the avant-garde aesthetics of the modern city. Its design captures the essence of a bustling metropolis with its distressed metallic appearance and subtle contrasts.

Made from up to 90% recycled materials, Metropolitan is not only a statement piece but also a sustainable choice that can transform any space into a focal point of contemporary style.





Metropolitan from Neolith's Steel Collection is a captivating surface inspired by the urban landscape. This design echoes the essence of tall skyscrapers, modern city fashion, and avant-garde aesthetics. With its distressed metallic look and subtle contrasts, Metropolitan adds an industrial chic touch to any space.

Metropolitan is more than just a surface; it's an embodiment of the contemporary urban spirit and a statement of your commitment to the environment.



# SOFÍA CUPRUM

## STEEL COLLECTION

A revamped model that looks ahead to the future. The new version of Sofia Cuprum features up to 90% recycled materials with a carbon neutral manufacturing process. It is a fascinating dark, understated surface to which Neolith's technological and sustainable advances are applied.

AVAILABLE SIZES AND FINISHES

### SOFÍA CUPRUM

	mm	Steel Touch
102" x 48"	6	
142" x 48"	3	
	6	
126" x 60"	6	•
	12	•
126" x 64"	20	•



The new Sofia Cuprum is a reimagined model that takes a leap into the future. This version embraces sustainability by incorporating up to 90% recycled materials and boasts a carbon-neutral manufacturing process. The result is a captivating dark surface with understated elegance, showcasing Neolith's commitment to both technological innovation and eco-conscious production.

Sofia Cuprum is not just a surface; it's a testament to the harmonious blend of cutting-edge technology and sustainable practices. It paves the way for a more environmentally responsible and sustainable approach to surfacing, making it an ideal choice for those who appreciate both style and eco-friendliness.





The Steel Collection welcomes a new addition with Sofia Cuprum, a surface that ushers in a sustainable era. This reimagined model is designed with the future in mind, incorporating up to 90% recycled materials and adopting a carbon-neutral manufacturing process. The result is a captivating dark surface, exuding understated elegance while embracing both technological innovation and eco-conscious production.

# FACADES



## PERMEABILITY

Moving air diffuses water vapor from the inside out and facilitates facade "breathing" which prevents condensation from forming behind the panels.



## THERMAL INSULATION

Insulation on the external structure eliminates any thermal bridges, thus reducing temperature fluctuations inside the building for energy savings of up to 40% in some cases.



## SOLAR PROTECTION

The inside of the building is thermally comfortable as overheating is prevented in the summer by protecting the building from direct sunlight and other elements.



## ACOUSTIC INSULATION

The noise absorption is higher since the ventilated facade system is comprised of various layers.



## WATER IMPERMEABILITY

The chimney effect created by the air chamber provides extra protection due to the air pressure which prevents water infiltration and protects the building structure.

Neolith is becoming a material of choice for residential architects for exterior as well as interior applications.

From the facade to an ultra-modern outdoor kitchen, Neolith offers outdoor solutions which enhance the aesthetics of any home or apartment complex. Being a 100% natural and robust material, the sintered stone surface comes in a large range of hyper-realistic colors and patterns which fire the imagination and get the creative juices going.



The best way to order European luxury porcelain online



# ***FUNCTIONAL BEAUTY OUTDOORS***

Letting your imagination go wild is easier with material that will withstand time. A sustainable, natural material that invites you to enjoy every moment and live it to the fullest. This is how we turn any space you have in mind into reality. With solutions and applications that are all about you. This is how we make every space come alive.





## HC SYSTEM

This option developed for Neolith cladding, consists of a hidden support system using chemical elastic longitudinal fixation mounting on vertically "T"-shaped or "L"-shaped profiles, depending on whether the profiles match the joints between Neolith slabs or if they are reinforcing the center of the joint and supporting the bearing through retention or sustentation brackets.





#### CHEMICALLY-FIXED HIDDEN SYSTEM

The HC system is an exclusively chemical ventilated facade system and, therefore, features hidden fixing. It is designed for outdoor facade cladding using 6 mm thick Neolith panels.

For safety reasons, a fiberglass mesh is applied to the back of the panels to prevent shattering caused by accidental breakage.


This system includes support and retention brackets, vertical profiles (T-100x50x2 mm and L-42x50x2 mm sections) and chemical adhesion system of the Neolith cladding panels.

The chemical fixing includes pre-treatments for both the profile and slab (for enhanced adhesion), double-sided adhesive tape and adhesive.

The support and retention brackets properly level the vertical profiles making possible to correct any irregularities in the support wall behind the facade to be cladded.

A minimum horizontal and vertical joint of 5 mm between Neolith panels is recommended.





COMPONENT DETAILS

CHEMICAL FIXING APPLICATION METHOD

Chemical fixing involves applying adhesive and double-sided self-adhesive tape directly to the vertical profiles. For good adhesion, the Neolith panels and vertical profiles must be pre-treated.



Support bracket  
00000



Retention bracket  
00000



Vertical "T" profile  
00000

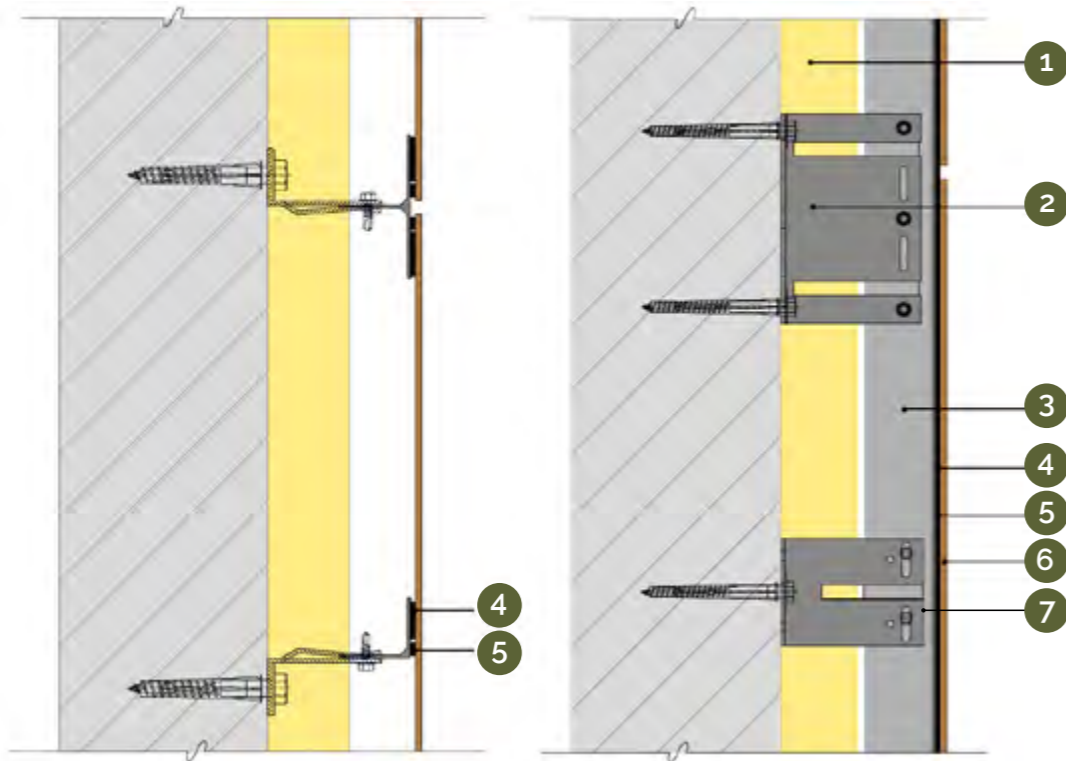


Vertical "L" profile  
00000



HORIZONTAL SECTION DETAIL

VERTICAL SECTION DETAIL



- LEGEND**
- 1. Thermal insulation
  - 2. Support brackets
  - 3. Vertical aluminum "T" or "L" profile
  - 4. Adhesive
  - 5. Double-sided adhesive tape
  - 6. Neolith slab
  - 7. Retention brackets

DISTRIBUTION OF THE SUBSTRUCTURE AND INSTALLATION

The distances between brackets and profiles depend on the facade cladding design, the type of wall and/or building structure and the very location of the building.

The vertical profiles are installed on the wall using retention and support squares and anchors. The brackets properly level the vertical profiles making possible to correct any irregularities in the support wall behind the facade to be cladded.



**HC SLIM SYSTEM**

# HC SLIM SYSTEM

It is a hidden mounting system that uses a longitudinal chemical-elastic fixing on vertical "Omega" or "Z" profiles, depending on whether the profiles coincide with the joints between panels or intermediate reinforcement.





#### **HIDDEN SYSTEM WITH CHEMICAL FIXATION WITHOUT REGULATION**

This construction solution is designed for both interior and exterior wall cladding with 6 mm thick Neolith panels. It is a hidden mounting system that uses a longitudinal chemical-elastic fixing on vertical "Omega" or "Z" profiles, depending on whether the profiles coincide with the joints between panels or intermediate reinforcement. Due to the reduced space (22 mm) that the system needs, it is ideal for cladding perfectly plumb interior walls. A minimum horizontal and vertical joint of 5 mm between Neolith panels is recommended.





COMPONENT DETAILS

CHEMICAL FIXING APPLICATION METHOD

Chemical fixing involves applying adhesive and double-sided self-adhesive tape directly to the vertical profiles. For good adhesion, the Neolith panels and vertical profiles must be pre-treated.

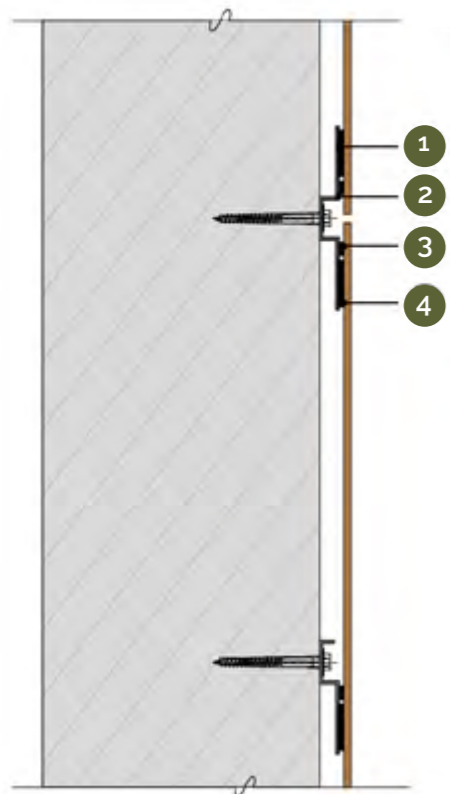


Vertical "Omega" profile  
00000

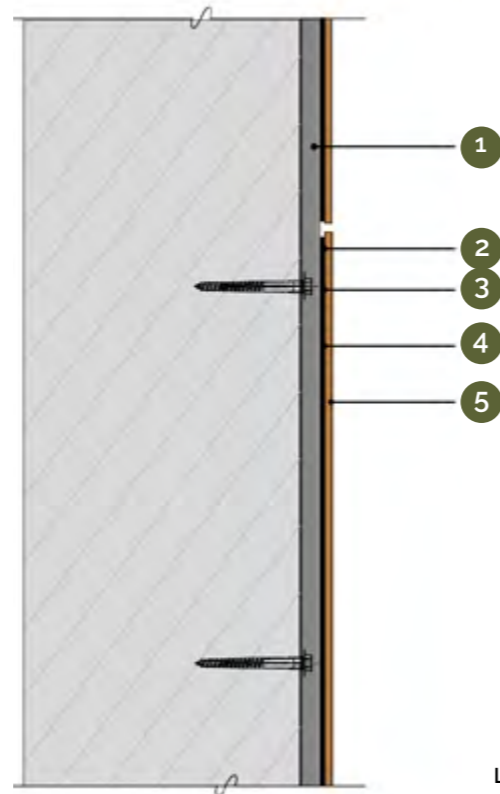


Vertical "Z" profile  
00000

HORIZONTAL SECTION DETAIL



VERTICAL SECTION DETAIL



- LEGEND**
- 1. Vertical "Omega" profile
  - 2. Vertical "Z" profile
  - 3. Adhesive
  - 4. Double-sided tape adhesive
  - 5. Neolith slab



DISTRIBUTION OF THE SUBSTRUCTURE AND INSTALLATION

The distances between profiles depend on the facade or wall cladding design, the type of wall and/or building structure and the very location of the building.


The vertical profiles are installed against the wall using fixed anchors.





## VM SYSTEM

This system consists of a metallic self-supporting substructure kit for ventilated façades, designed to support ceramic coatings of different formats and thicknesses. It has been developed for Neolith façades based on a visible mechanical fastening system composed of sustentation and retention brackets, vertical "T" or "L"-shaped profiles and safety clips upon which the cladding system rests.





#### MIXED HIDDEN LONGITUDINAL FASTENING SYSTEM

The VM system is a mixed ventilated facade system; in other words, it is both mechanically and chemically fixed to make the system even more secure. It's a visible fixing system designed for outdoor facade cladding using 6 mm thick Neolith panels.

For safety reasons, a fiberglass mesh is applied to the back of the panels to prevent shattering caused by accidental breakage.

This system is comprised of support and retention brackets, vertical profiles (T-100x50x2 mm and L-42x50x2 mm sections) and clips for Neolith cladding panels.

The profiles as well as the brackets are made of 6063 T5 aluminum alloy while the clips, fixings and nuts and bolts are made of AISI 304 stainless steel.

For better dimensional stability, apply a bead of elastic adhesive all along the vertical profiles to ensure proper to pressure, wind and gravity loads by absorbing any vibration caused by wind.

A minimum vertical joint of 5 mm and a minimum horizontal joint of 8 mm between panels is recommended as marked by the clips on the panels.





## COMPONENT DETAILS



Double central clip  
00000



Simple central clip  
00000



Simple start-finish clip  
00000



Double start-finish clip  
00000



Support bracket  
00000



Retention bracket  
00000



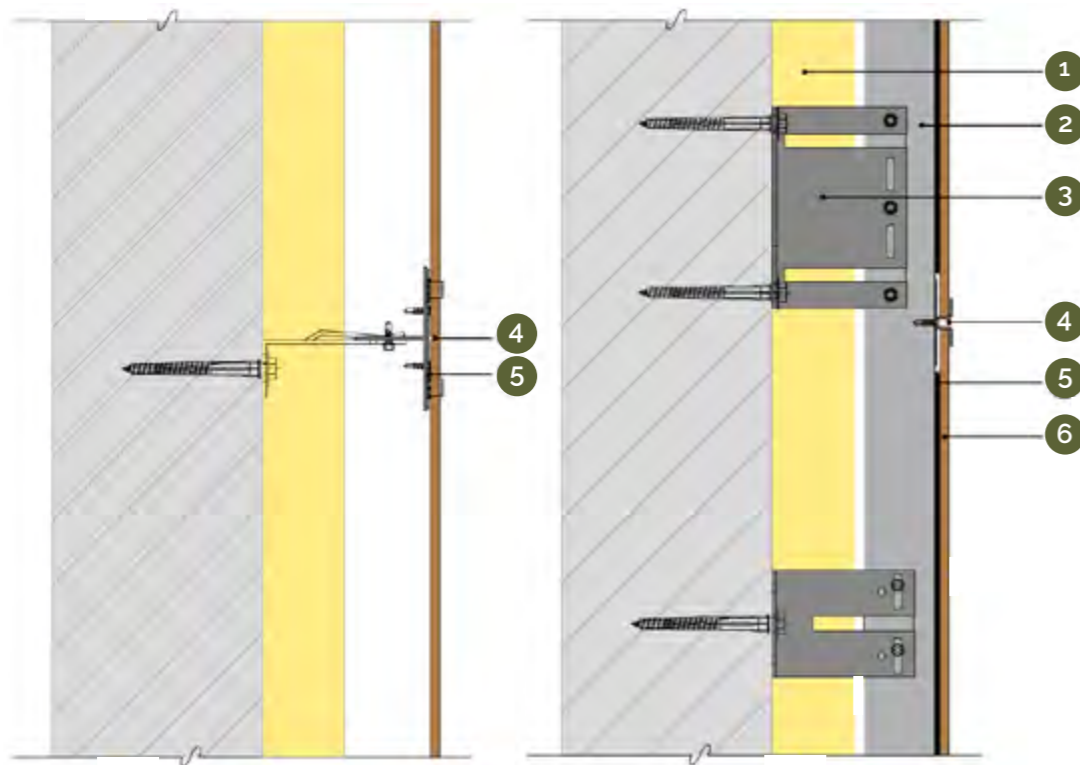
Vertical "T" profile  
00000



Vertical "L" profile  
00000


### HORIZONTAL SECTION DETAIL

### VERTICAL SECTION DETAIL



#### LEGEND

1. Thermal insulation
2. Vertical aluminum "T" or "L" profile
3. Aluminum brackets
4. Stainless steel clip or staple
5. Adhesive
6. Neolith slab



### DISTRIBUTION OF THE SUBSTRUCTURE AND INSTALLATION

The distances between brackets, profiles and clips depend on the facade cladding design, the type of wall and/or building structure and the very location of the building.

The vertical profiles are installed on the wall using retention and support brackets and anchors.

The brackets properly level the vertical profiles making possible to correct any irregularities in the support wall behind the facade to be cladded.

### APPLICATION METHOD

The panels must be installed from the lower rows to the top rows so the panels rest on the lower clips installed.

Once the squares and profiles are correctly installed, the iron cramps must be screwed in using extra-flat screws bolts to prevent the panel from being hindered by the bolt head.

Different types of bolts shall be used based on the location of each panel and the location on the very panel.

A triangular bead must be applied using the special V-shaped nozzle to the vertical profiles before installing the panel.

Once the lower iron cramps are installed and the adhesive bead has been applied, place the Neolith panel in the correct position and then press firmly to make contact with the adhesive. Finally, secure the iron cramps at the top of the panel and repeat the entire sequence with the other panels.



# **STRONGFIX SYSTEM**

The Strongfix system is a mixed hidden longitudinal fastening system (chemical and mechanical), which works by the compression exerted by the system on the back of the Neolith tile.





#### MIXED HIDDEN LONGITUDINAL FASTENING SYSTEM

The Strongfix system is a mixed hidden longitudinal fastening system (chemical and mechanical), which works by the compression exerted by the system on the back of the Neolith panel. It is designed for outdoor facade cladding using 6 or 12 mm thick Neolith panels. These panels are industrially mechanized with a longitudinal profile at the top and bottom of their backside with a double 45° groove, where a couple of aluminum profiles are inserted and fixed with an adhesive putty in order to secure the Neolith tile. These metal profiles make up the hanging mechanism


for the tiles and are very beneficial as they are very easy to remove and replace.

The system is comprised of retention and support brackets, and aluminum vertical profiles. With the brackets, the aluminum "T" profiles can be installed completely flat, thus correcting any wall deviations in the facade to be cladded.

The panels are hand set to a horizontal supporting profile with a mechanical longitudinal fixation system comprised of two aluminum profiles fixation. This aluminum set becomes indivisible given the mechanizing method of the tile and the fixing of the profiles.


This system eliminates the risk of Neolith slabs becoming detached from the structure in case of breakage. This is the reason why this system is considered the safest in the market. Furthermore, the way in which the Neolith slabs are hung on the horizontal structure provides for perfect flatness and an aesthetic finish. The Strongfix system also allows for easy removal and replacement when needed.

A minimum horizontal and vertical joint of 5 mm between Neolith panels is recommended.



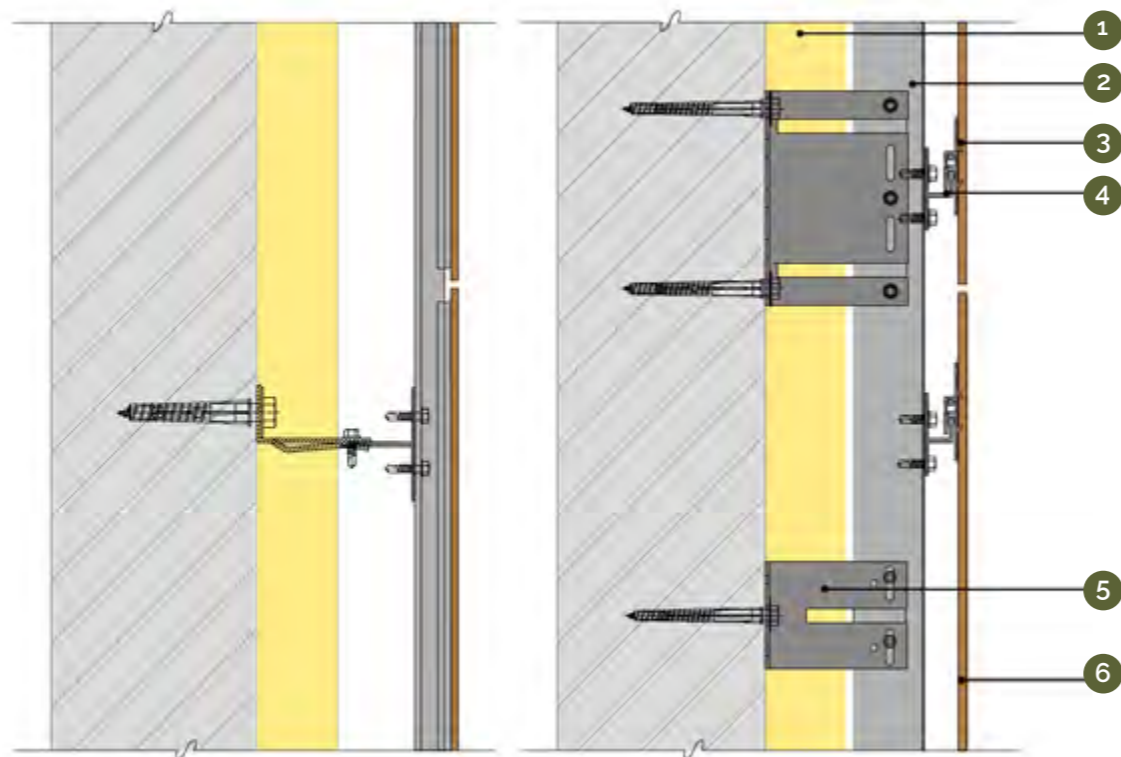


COMPONENT DETAILS



HORIZONTAL SECTION DETAIL

VERTICAL SECTION DETAIL



- LEGEND**
- 1. Thermal insulation
  - 2. Vertical "T" profile
  - 3. Hanger and closer profile
  - 4. Horizontal profile
  - 5. Aluminum brackets
  - 6. Neolith slab



**INSTALLATION**

Facade staking: the arrangement of the aluminum vertical profiles, which can be installed independently from the vertical joints. Vertical profile installation: the vertical structure is anchored to the wall using retention and support brackets and anchors. Horizontal profile installation: the horizontal profile position must be determined according to the installation plan of the facade. This structure is anchored to the vertical structure by 5,5 x 19 mm self-drilling screws. Neolith cladding installation: must start at the bottom of the facade. It is a very fast facade system to install and the tiles may be replaced when required.

**THE STRONGFIX SYSTEM IS ICC-ES CERTIFICATED**

Neolith has received confirmation from ICC Evaluation Service, LLC (ICC-ES), that its Strongfix system complies with the provisions of the codes: 2018, 2015, 2012 and 2009 International Building Code (IBC); and 2018, 2015, 2012 and 2009 International Residential Code (IRC). This confirmation, proven by an ICC-ES evaluation report ESR-3659, provides guidance to code officials faced with approving the use of Strongfix system under these codes. The evaluation report is available online at [www.icc-es.org](http://www.icc-es.org).





# HU SYSTEM

The HU system is an exclusively mechanical ventilated façade system designed for Neolith slabs with thicknesses of 12 or 20 mm. This system is comprised of brackets, vertical profiles, horizontal profiles and clips.

HU SYSTEM





### HIDDEN UNDERCUT SYSTEM

The HU system is an exclusively mechanical ventilated facade system designed for Neolith slabs with thicknesses of 12 or 20 mm. For safety reasons, a fiberglass mesh is applied to the back of the panels to prevent shattering caused by accidental breakage.


This system is comprised of brackets, vertical profiles, horizontal profiles and clips. All elements are made of aluminum. The support and retention brackets make the aluminum "T" profiles properly flat, correcting any wall deviations in the facade to be cladded.

The horizontal profiles are fixed on the vertical profiles forming a structural framework. These horizontal profiles have a male-shaped section.

The female-shaped clips are fixed to the back of the Neolith slabs with an expansive anchor (Keil or similar). A drill hole and an undercut must first be made in the Neolith slab in order to install these expansive anchors.

Finally the Neolith slabs with the installed clips are hung on the horizontal profiles. Due to the design of the clips, this system may be vertically adjusted on the facade once a slab is installed. A minimum horizontal and vertical joint of 5 mm between Neolith panels is recommended.



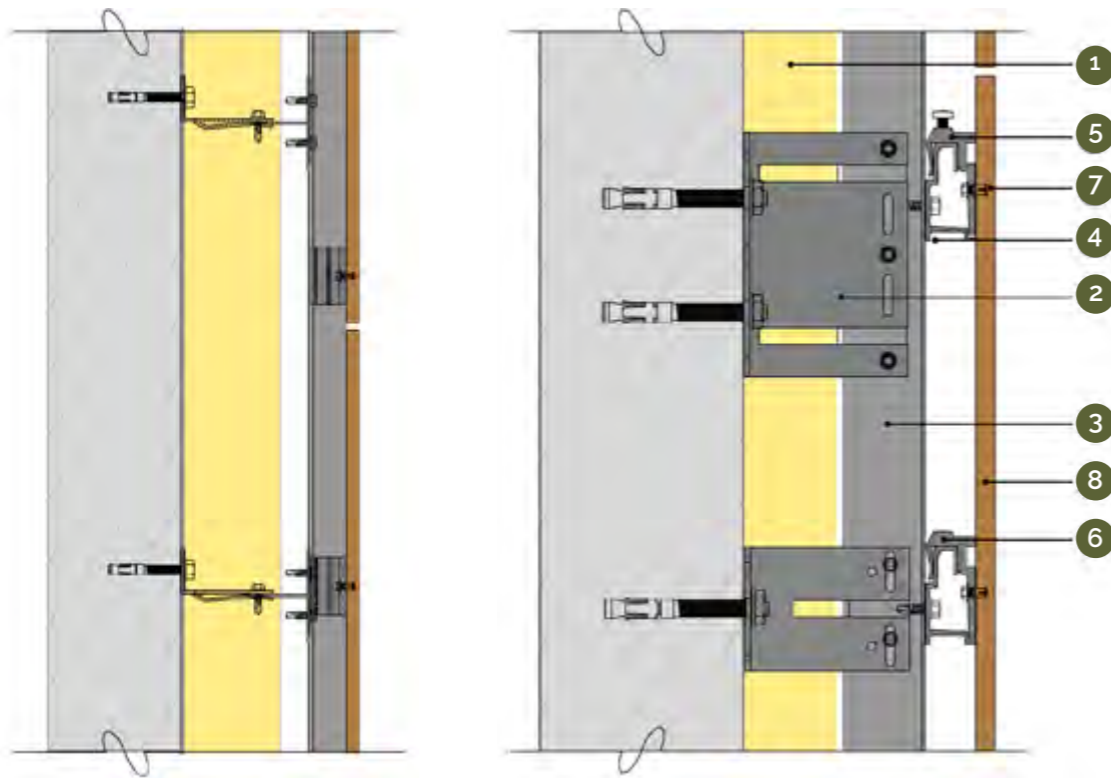


COMPONENT DETAILS



HORIZONTAL SECTION DETAIL

VERTICAL SECTION DETAIL



LEGEND

- 1. Thermal insulation
- 2. Aluminum bracket
- 3. Aluminum vertical profile
- 4. Aluminum horizontal profile (male profile)
- 5. Adjustable aluminum staple (female staple)
- 6. Non-adjustable aluminum staple (female staple)
- 7. Keil anchor
- 8. Neolith slab



DISTRIBUTION OF THE SUBSTRUCTURE AND INSTALLATION

The distances between profiles depend on the façade or wall cladding design, the type of wall and/or building structure and the very location of the building. The vertical profiles are installed against the wall using fixed anchors.

Chemical fixing involves applying adhesive and double-sided self-adhesive tape directly to the vertical profiles. For good adhesion, the Neolith panels and vertical profiles must be pre-treated.

INSTALLATION

Facade staking: the arrangement of the aluminum vertical profiles which can be installed completely independent to the vertical joints.

Vertical profile installation: the vertical structure is anchored to the wall using retention and support brackets and anchors.

Horizontal profile installation: the position of the horizontal profiles must be determined according to the installation plan of the facade. This structure is anchored to the vertical structure by self-drilling screws.

Installation of the Neolith cladding: once the staples have been fixed to the back of the Neolith slabs with the expansive anchorage, installation must begin at the bottom of the facade. It is a very fast facade system to install and the tiles may be replaced when required.

## ABOUT NEOLITH

# NEOLITH®

Neolith is the world's leading sintered stone brand. It's a revolutionary and innovative architectural surface with superior technical characteristics made of 100% natural raw materials.

Since its creation in 2009, Neolith has become the best solution for indoor and outdoor projects, combining an exquisite design and high-performance functionality.

Neolith is synonymous to quality, versatility, durability and sustainability as well as class, elegance, style and subtleness. It was created to meet the most demanding needs in the world of architecture and interior design with all the different collections which are suitable for any type of application including kitchen countertops, bathrooms, facades, flooring and even furniture.

As a sustainable and environmentally-friendly brand, Neolith's ambition is to position itself as the number one choice around the world for professionals and consumers by helping to create unique spaces and generating extraordinary brand experiences.

## CARBON NEUTRAL

### 96%

of the waste generated by Neolith is recycled and given a second life either with company operations or through authorized 3rd party players

### UP TO 90%

of the weight of each slab produced from recycled material

## PRODUCT FUNCTIONALITY

- 
**NON POROUS**  
 Waterproof and resistant to liquids, with an absorption level of almost zero
- 
**RESISTANT TO SCRATCHES**  
 Its hard surface makes it resistant to scratches and abrasion
- 
**RESISTANT TO HIGH TEMPERATURES**  
 It does not burn in contact with fire neither emits smoke or toxic substances
- 
**EASY TO CLEAN**  
 Resistant to any kind of chemical cleaning agent such as bleach or ammonia
- 
**SAFE FOR CONTACT WITH FOOD**  
 It does not release any harmful substances and is totally suitable for contact with food. NSF-Certified
- 
**RESISTANT TO UV RAYS**  
 Being 100% natural, its colors do not fade away when exposed to sunlight or other extreme weather conditions
- 
**100% NATURAL**  
 It does not release any substances that are harmful to the environment
- 
**LIGHTWEIGHT**  
 Lighter than many cladding or interior surfaces, Neolith can be produced in varying degrees of thickness
- 
**RECYCLABLE**  
 Up to 98% of recycled material in every slab. 100% recyclable
- 
**RESISTANT TO BENDING**  
 It has a high shear rate, making it resistant to heavy loads and pressure

TABLE COMPARING THE PROPERTIES OF THE MOST COMMON MATERIALS USED FOR KITCHEN COUNTERTOPS

TECHNICAL FEATURES	NEOLITH	NEOLITH Polished	Quartz	Laminates and wood	Solid surfaces	Natural stones	Steel
Hygienic	●●●	●●●	●●●	●	●●●	●	●●●
Non porous	●●●	●●●	●●●	●	●●●	●	●●●
Suitable for use outdoors	●●●	●●●	●	●●	●	●●	●
Resistant to high temperatures	●●●	●●●	●●	●	●	●●	●●●
Resistant to staining	●●●	●●	●●	●●	●●	●●	●
Resistant to detergents	●●●	●●	●●	●●	●	●	●
Resistant to chemicals	●●●	●●	●●	●	●●	●	●
Resistant to thermal shock	●●●	●●●	●●	●	●●	●●●	●●●
Resistant to freezing-defrosting	●●●	●●●	●●●	●●	●	●●	●●●
Resistant to humidity	●●●	●●●	●●●	●	●●●	●●	●●●
Resistant to UV rays	●●●	●●●	●●	●	●	●●	●●●
Resistant to scratching and abrasion	●●●	●●	●●	●	●	●●	●
Easy to clean and mantain	●●●	●●●	●●●	●●	●●	●	●

Since its foundation in 2009, Neolith has received recognition through more than 50 international design and architecture awards for its forward-thinking, innovative approach and the high quality of its products and processes.

These accolades reflect Neolith's pioneering spirit as a company continually evolving to meet the needs and expectations of current and future clients.

## CERTIFICATIONS

ISO 9001:2015	ISO 14001:2015	NSF Certifies that Neolith is totally suitable for contact with food	Michelin Guide	ICC-ES Certification for the Strongfix System for ventilated facades	MI Classification for low-emitting building materials

## SUSTAINABILITY AND INSTALLATION AWARDS

Edison Awards Gold	Money-Saving Products Winner	Architectural Contest 2017	Installation Award

## PRODUCT DESIGN AWARDS

Great Design AD	Interior Design Best of the Year 2017	Interior Design Best of the Year 2018	Best of KBIS	KBB Readers Choice Award 2016	Best of Houzz 2016	KBB Readers Choice Award 2017
KBB Readers Choice Awards	Architectural Record	X Awards Casa Decor 2022	Architectural Record Award	AP50 Readers Choice		

Neolith's high-performance sintered stone for kitchen and bathroom countertops, flooring, interior wall, facades and cladding applications comes with an assortment of green benefits. Neolith has a variety of qualities that make it ideal for the environmentally-conscious professional.

## CERTIFICATIONS AND MEMBERSHIPS

- Greenguard Certification (formerly GREENGUARD Indoor Air Quality Certification):** Certifies that Neolith meets strict chemical emissions limits, contributing to a healthier interior.
- Greenguard Gold Certification (formerly known as GREENGUARD Children & Schools Certification):** Certifies that Neolith is safe indoors for sensitive individuals (such as children and the elderly) and ensures that the product is acceptable for use in environments such as schools and healthcare facilities.
- CE Certification (European Commission):** Confirms that Neolith meets European safety, health and environmental protection requirements.
- LEED Points Earner:** LEED, Leadership in Energy and Environmental Design, is a program that provides third-party verification of green buildings. Neolith satisfies safety prerequisites and earns points to help consumers achieve the desired level of certification for their home or commercial project.
- Member of the U.S. Green Building Council (USGBC):** The USGBC, the council that oversees LEED, allows advocates for green-building policies and practices to come together.
- Neolith has got the **NSF Certification** making sure that the product meets strict standards for public health protection, being totally suitable for contact with food.

## PRODUCT COMPOSITION

- 100% Natural:** Made of clays, feldspar, silica and natural mineral oxides. Neolith does not emit toxic fumes into the environment when exposed to fire or extremely high temperatures.
- 100% Recyclable:** Due to its natural composition, Neolith can be recycled and reduced to its aggregates.

**ISO 14001:** It certifies that Neolith is committed to the environment and its protection through environmental risk management.

## ADDITIONAL GREEN BENEFITS

Neolith's unique sintering process and proprietary design also provide additional green benefits.

**Fewer raw materials, less erosion:** Neolith's thin slabs use fewer raw materials, resulting in less soil erosion, without sacrificing any strength.

**Water-based decoration:** Neolith uses the ultimate water-based decoration technology in its production, which, compared to the solvent-based decoration commonly used in industry, has a much lower environmental impact.

**No gut remodels:** Neolith's slim surface can be applied directly onto existing surfaces, saving remodelers from costly tear-outs while reducing landfill waste further reducing net CO2 emissions.

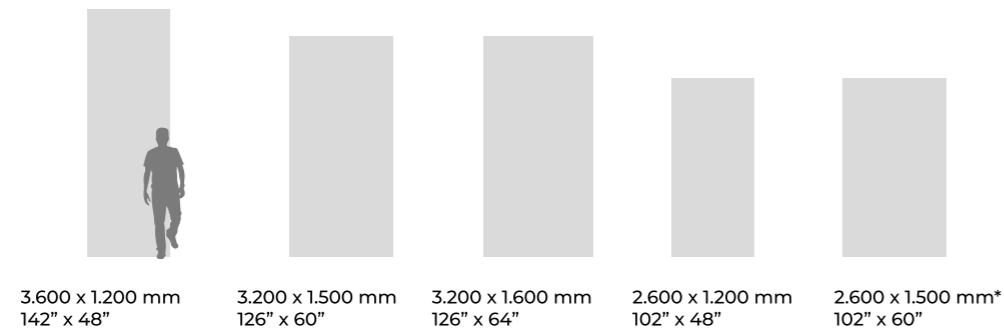
**Optimized energy consumption:** Neolith's resistance to extremely high and low temperatures makes it ideal for ventilated façades. The thermal insulation and ventilation between the Neolith façade and the building itself optimizes the building's energy consumption considerably (up to 40%).

**25-year warranty:** Neolith countertops come with a 25-year manufacturer's guarantee and do not need frequent replacement or maintenance treatments like other surfaces materials.

Neolith gives designers, architects and other industry professionals confidence that their esthetically-appealing design decisions are equally appealing to the environment.

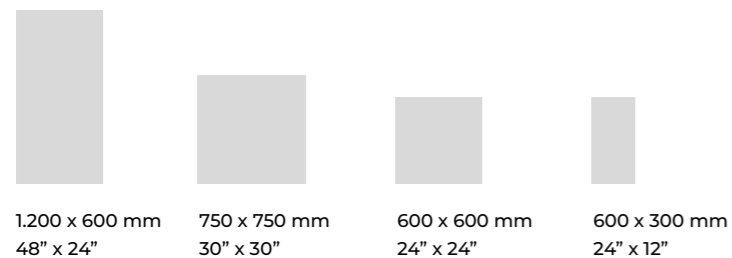

**Near-Zero Porosity:** With a porosity of less than 0.08%, Neolith is impervious to absorption, making it a hygienic product resistant to bacteria that can cause disease and trigger allergies.

**New Formulation 90R by Neolith:** The ESSENTIALS series includes up to 90% recycled material in the composition of the Metropolitan and Sofia Cuprum 2021 models.



Interior walls	3+ · 6 · 6+	6 · 6+	12 · 20	3+ · 6 · 6+	3+ · 6 · 6+
Interior floors	6 · 6+	6 · 6+	12 · 20	6 · 6+	6 · 6+
Exterior walls	3+ · 6 · 6+	6 · 6+	12 · 20	3+ · 6 · 6+	3+ · 6 · 6+
Exterior floors	6 · 6+	6 · 6+	12 · 20	6 · 6+	6 · 6+
Ventilated façade with exposed fixing system	6+	6+	12	6+	6+
Ventilated façade with hidden fixing system	6+	6+	12	6+	6+
Worktops			12 · 20		
Heavy transit floors	6+	6+	12 · 20	6+	6+
Interior cladding over existing walls	3+ · 6 · 6+	6 · 6+		3+ · 6 · 6+	3+ · 6 · 6+
Interior flooring over existing floors	6 · 6+	6 · 6+		6 · 6+	6 · 6+
Furniture	3 · 3+ · 6 · 6+	6 · 6+	12 · 20	3+ · 6 · 6+	3+ · 6 · 6+

● Recommended thicknesses    Cut to size formats also available for projects. Dimensions in inches are Nominal inches.    \* This format is only available for projects, not in permanent stock.    + Slab reinforced with fiberglass.



## TILE FORMAT

Neolith offers Premium sintered stone surfaces in standard tile formats.

Cut to size formats also available for projects. Dimensions in inches are Nominal inches. Formatos de corte a medida también para proyectos.

## FINISHES

Neolith is available in different finishes that give richness and value to the designs created with those surfaces: from rugged textures with relief to shiny polished with linear reflections. A complete repertoire to stimulate the sight and touch.



### SATIN

Completely matte finish. Highly resistant and ideal for commercial applications.



### RIVERWASHED

Finish with a rough texture and relief that evokes sensations to the touch.



### SILK

Matte finish with a thin layer of glaze that provides a subtle shine and a nice soft touch. Finish that results extremely easy to clean.




### ULTRASOFT

Matt texture with top degree of softness and depth.



### SLATE FINISH

Similar to a natural slate rock, Slate finish creates the delusion of stratum on the surface.




### DÉCOR POLISHED

The Décor Polished confers a perfect linear reflection to the colours of the Classtone Collection which gain in depth and elegance.




### NANOTECH POLISHED

With a high level of gloss, the Nanotech Polished confers a more sophisticated look to the Colorfeel Collection.



### STEEL TOUCH

Steel Touch is a metallic approach that Neolith has with soft reflections and a flat surfaces.



### NATURAL HONED

Honed texture typical of natural stones: flat, soft, without any glossiness and completely matte.



### ANTISLIP

Antislip finish is available on demand on every Neolith model, to create safer wet spaces without compromising aesthetics.



Some Neolith models can be presented with a Bookmatched effect (mirror effect) the same way the natural marble can be directly extracted from the quarries. There is a Reverse option (referred to with an "R") for each color in order to create Bookmatched options.




The Endmatch is a very special feature used in Calacatta, Calacatta Gold and Blando Carrara models. Using the same slab and just turning it 180°, it's possible to obtain continuing vein with an endless pattern.



To avoid the repetition of design in some Neolith colors with a 6 mm thickness, variants have been created which will be randomly sent once these colors are ordered without being able to choose any specific design.

## ESTATUARIO E01 BOOKMATCH



ESTATUARIO E01

ESTATUARIO E01R

ESTATUARIO E01

ESTATUARIO E01R

## CALACATTA ENDMATCH




CALACATTA C01

CALACATTA C01 ↺

CALACATTA C01

CALACATTA C01 ↻

## ABU DHABI WHITE







		SLABS					TILES							
		102" x 48"	142" x 48"		126" x 60"	126" x 64"		60" x 60"	60" x 30"	48" x 48"	48" x 24"	30" x 30"	24" x 24"	24" x 12"
		6 mm	3 mm	6 mm	6 mm	12 mm	20 mm	6 mm	6 mm	6 mm	6 mm	6 mm	6 mm	6 mm
ABU DHABI WHITE	Silk				●	●	●							
	Déc.Pol.				●	●								
ALEXANDRA	Silk				📖 ●	📖 ●	📖 ●							
	Déc.Pol.				📖 ●	📖 ●	📖 ●							
	U.Soft				📖 ●	📖 ●	📖 ●							
AMAZÓNICO	Déc.Pol.				●									
	Slate				●	●								
ARABESQUE	Silk				📖 ●	📖 ●	📖 ●							
	Déc.Pol.				📖 ●	📖 ●	📖 ●							
	U.Soft				📖 ●	📖 ●	📖 ●							
ARCTIC WHITE	Satin		●	●	●	●								
	Silk	●			●	●	●							
	Nanotech Pol.	●			●	●	●							
ARENA	Satin				●	●								
ASPEN GREY	Silk				●	●								
BARRO	Satin	●	●		●	●	●							
BASALT BLACK	Satin	●	●	●	●	●	●							
BASALT GREY	Satin	●	●	●	●	●	●							









		SLABS						TILES						
		102" x 48"	142" x 48"		126" x 60"	126" x 64"		60" x 60"	60" x 30"	48" x 48"	48" x 24"	30" x 30"	24" x 24"	24" x 12"
		6 mm	3 mm	6 mm	6 mm	12 mm	20 mm	6 mm	6 mm	6 mm	6 mm	6 mm	6 mm	6 mm
STRATA ARGENTUM	Riverw.		●		●	●								
SUMMER DALA	Silk				●	●								
TERRAZO CEPPO	Silk				●	●								
WHITEHAVEN	Silk				📖 ●	📖 ●	📖 ●							
	Déc.Pol.				📖 ●	📖 ●	📖 ●							
WINTER DALA	Silk				●	●								
WULONG	Slate				●	●	●							
ZAHA STONE	Silk	●	●		●	●	●							



# ABU DHABI WHITE

Silk  
Déc.Pol.

## CLASSTONE COLLECTION

The inspiration for this model comes from classic white marble; in this case, featuring golden grayish veins on an off-white background.

It's offered in Décor Polished and Silk finishes. This last finish simulates the effect of an eroded surface in line with a golden vein design for a more natural look.

**Color available:**

	mm	Silk	Déc.Pol.
102" x 48"	6		
	3		
142" x 48"	6		
	6	●	●
126" x 60"	12	●	●
	20	●	

RECOMMENDATIONS FOR USE BASED ON THE THICKNESS:

**3 mm:** recommended for all types of vertical cladding: walls, furniture and cupboards.

**6 mm:** It can be used for indoor and outdoor cladding. It is also appropriate for both outdoor and indoor flooring as well as for furniture and cupboards.

**12 mm:** the recommended thickness for tables and countertops in kitchens and bathrooms.

**20 mm:** the maximum thickness is appropriate for tables and countertops in kitchens and bathrooms.



25 year limited warranty



Easy to clean



UV resistant



Ultra hygienic

### PROJECT INFORMATION

**Job Name:**

**Rep. contact:**

**Date:**

**Type:**

**Email:**

**Phone:**

**Comments:**



TEST (*)	STANDARD	DETERMINATION	Units.	FINISHES				
				Silk <sup>(3)</sup>	Satin <sup>(4)</sup>	Decorpished <sup>(5)</sup>	Ultrasoft	Riverwashed
Dimensions and Surface Appearance Determination	ISO 10545-2	Thickness <sup>(1)</sup>	mm	± 0,5 (5%)	± 0,5 (5%)	± 0,5 (5%)	± 0,5 (5%)	± 0,5 (5%)
		Slab Width Flatness Tolerance	mm	± 2 (0,1%)	± 2 (0,1%)	± 2 (0,1%)	± 2 (0,1%)	± 2 (0,1%)
		Slab Length Flatness Tolerance	mm	± 4 (0,1%)	± 4 (0,1%)	± 4 (0,1%)	± 4 (0,1%)	± 4 (0,1%)
		Slab Dimensional Tolerance <sup>(2)</sup>	mm	± 2 (0,6%)	± 2 (0,6%)	± 2 (0,6%)	± 2 (0,6%)	± 2 (0,6%)
Water Absorbtion	ISO 10545-3	Boiling Absorption <sup>(1)</sup>	%	0,01-0,1	0,01-0,1	0,01-0,1	0,01-0,1	0,01-0,1
		Apparent Density	gr/cm <sup>3</sup>	2,4 (±5%)	2,4 (±5%)	2,4 (±5%)	2,4 (±5%)	2,4 (±5%)
Impact Resistance	ISO 10545-5	Coefficient of Restitution	-	0,8	0,8	0,6	0,8	0,8
Resistance to Deep Abrasion	ISO 10545-6	Lost Volume	mm <sup>3</sup>	-	130	-	-	-
Resistance to surface abrasion	ISO 10545-7	Visual Appearance	Class	PEI IV	PEI IV	PEI III	PEI III	PEI IV
Coefficient of Linear Thermal Expansion	ISO 10545-8	From 25°C to 100°C	10 <sup>-6</sup> . °C <sup>-1</sup>	5,7	5,7	5,7	5,7	5,7
Thermal Shock Resistance	ISO 10545-9	Damage	-	Not Damaged	Not Damaged	Not Damaged	Not Damaged	Not Damaged
Moisture Expansion	ISO 10545-10	Coefficient of Dilatation	mm/m	< 0,1	< 0,1	< 0,1	< 0,1	< 0,1
Frost Resistance	ISO 10545-12	Damage	-	Not Damaged	Not Damaged	Not Damaged	Not Damaged	Not Damaged
Chemical Resistance	ISO 10545-13	Cleaning Products	Class	GA	UA	GA	GA	GA
		Pool Chemicals	Class	GA	UA	GA	GA	GA
		Low Concentrations	Class	GLA	ULA	GLB	GLA	GLA
		High Concentrations	Class	GHA	UHA	GHB	GHA	GHA
Stain Resistance	ISO 10545-14	Visual Appearance	Class	5	5	5	4	5
Light Fastness	DIN 51094	Chromatic Change	-	No Change	No Change	No Change	No Change	No Change

(1) Non-mesh slabs

(2) Cut to size format slabs

(3) Slate

(4) Iron, Steel touch

(5) Nanotech

(\*) Slippery test according to CE certificate

TEST	STANDARD	DETERMINATION	Units	Thickness			
				6	6+	12	20
Weight	-	-	kg/m <sup>2</sup> (**)	14,4	14,8	28,8	48,0
Bending Strength	ISO 10545-4	Breaking Strength	N	>1100	>1100	>5000	>15000
		Modulus of Rupture	N/mm <sup>2</sup>	>45	>45	>45	>45

(\*\*) ±5%